

EXPLORING THE RELATIONSHIPS AMONG  
DARK PERSONALITY AND BASIC AFFECTIVE TRAITS

A Thesis  
by  
KALEB R. DAVIS

Submitted to the School of Graduate Studies  
at Appalachian State University  
in partial fulfillment of the requirements for the degree of  
MASTER OF ARTS

August 2022  
Department of Psychology

EXPLORING THE RELATIONSHIPS AMONG  
DARK PERSONALITY AND BASIC AFFECTIVE TRAITS

A Thesis  
by  
KALEB R. DAVIS  
August 2022

APPROVED BY:

---

Christopher J. Holden  
Chairperson, Thesis Committee

---

Doris Bazzini  
Member, Thesis Committee

---

Lisa Emery  
Member, Thesis Committee

---

Andrew Smith  
Member, Thesis Committee

---

Rose Mary Webb  
Chairperson, Department of Psychology

---

Marie Hoepfl, Ed.D.  
Interim Dean, Cratis D. Williams School of Graduate Studies

Copyright by Kaleb R. Davis 2022  
All Rights Reserved

## **Abstract**

### EXPLORING THE RELATIONSHIPS AMONG DARK PERSONALITY AND BASIC AFFECTIVE TRAITS

Kaleb R. Davis  
B.A., East Carolina University

Chairperson: Christopher J. Holden

This study aimed to explore the associations between a broad range of dark personality and affective traits with the intention of further developing the affective properties of dark personality. Seeing as most studies have focused on unitary trait measures of dark personality or higher order feelings, there was room for improvement in developing their affective nomological network. Specifically, the study examined relationships among psychopathy, narcissism, Machiavellianism, sadism, and spite in conjunction with basic affective traits derived from the affective neuroscience personality scales (Davis & Panksepp, 2011). An evolutionary perspective was used to develop clarity for the emotional language present and as a general starting point for emotional understanding. The methodology consisted entirely of self-report typical in personality research. Controlling for sex differences, correlations between the dark personality traits and affective traits showed that angry and caring feelings were most consistently associated with dark personality. Overall, this advanced the literature by giving a detailed account of how a broad range of basic feelings are related to socially aversive temperaments.

## Table of Contents

|  |     |
|--|-----|
| Abstract.....  | iv  |
| Table of Contents.....   | v   |
| List of Tables.....  | vi  |
| List of Figures.....   | vii |
| Exploring the Relationships Among Dark Personality and Basic Affective Traits..... | 1   |
| Difficulties in Affective Science: What is an Emotion?.....                        | 1   |
| Evolutionary Views on Emotion and Personality.....                                 | 5   |
| Dark Personality and Emotion.....  | 17  |
| The Current Study.....   | 24  |
| Methods.....   | 26  |
| Results.....   | 29  |
| Discussion.....  | 33  |
| References.....  | 40  |
| Appendix.....  | 81  |
| Vita.....  | 96  |

### **List of Tables**

|  |    |
|--|----|
| Table 1. Panksepp’s Criteria for Defining Basic Emotional Brain Systems .....        | 84 |
| Table 2. Key Brain Areas and Chemistries for Basic Emotional Systems .....           | 85 |
| Table 3. Basic Affective Trait Descriptions .....                                    | 86 |
| Table 4. Predicted Correlations for the Study.....                                   | 87 |
| Table 5. Descriptive Statistics for All Variables .....                              | 89 |
| Table 6. Correlations Among ANPS Traits .....  | 90 |
| Table 7. Correlations Among Dark Personality Traits .....                            | 90 |
| Table 8. Pearson Correlations Among Dark Personality and ANPS Traits.....            | 91 |
| Table 9. Sex Difference Among ANPS and Dark Personality Traits .....                 | 92 |
| Table 10. Multilevel Correlations Controlling for Sex .....                          | 93 |
| Table 11. Correlations Among Dark Personality and ANPS Traits for Females .....      | 94 |
| Table 12. Correlations Among Dark Personality and ANPS Traits for Males.....         | 94 |
| Table 13. Depiction of Which Hypotheses Were Supported Based on Correlations .....   | 95 |
| Table 14. Depiction of Which Hypotheses Were Supported After Controlling for Sex ... | 95 |

### **List of Figures**

|   |    |
|---|----|
| Figure 1. Graphical Depiction of Combinatory Approaches to Emotional Theories ..... | 81 |
| Figure 2. Graphical Depiction of Emotion as a Functional State .....                | 82 |
| Figure 3. Convergent Evidence Available for Testing Hypothesized Adaptations .....  | 83 |
| Figure 4. Demographic Questions Asked at the End of the Survey .....                | 88 |

## **Exploring the Relationships Among Dark Personality and Basic Affective Traits**

Why do people differ in the way they behave? Some behave more aggressively than others, while some seem very concerned with the well-being of those around them. Surely, there are several different motivational factors. Perhaps they consistently act this way for material gain, or perhaps they want others around them to believe they are good. These external factors are good motivators, but what internal reasons may be involved? One key motivational force lies in the power of emotion. Derived from the Latin term *emovere*—meaning “to move”—emotions are an inescapable pressure inspiring people to act. Personality psychology has long been interested in understanding the emotional components of people’s consistent behavior (Davis & Panksepp, 2018). This is a logical conclusion. If people are behaving in consistent ways over time, then perhaps there are consistent motivational forces that perpetuate those behaviors. This relationship is well understood and well-integrated in lexical models of personality (e.g., the Big Five). However, there has been a recent burgeoning of interest in other personality models that do not conform to the lexical structure. Quite a few of these models can be found in a research area revolving around “dark” personality. Unfortunately, compared to the lexical models, emotion has not been investigated with the same detail in dark personality traits. The goal of this study was to shed light on the affective components involved in dark personality and establish an affective nomological network around these traits.

### **Difficulties in Affective Science: What is an Emotion?**

Emotion researchers coming from different scientific traditions have long been at odds with each other and the continuing debate has resulted in little consensus. Some have characterized this ebb and flow as a “Hundred Year War” (Lindquist et al., 2013) and many



have offered solutions for creating peace. Needless to say, no proposal has been completely successful. Indeed, like other psychological constructs, determining how to conceptualize emotion has been difficult to pin down. It is for these reasons that I feel compelled to specify what emotional framework was used here and the basis for selecting it. So, the rest of this section will be dedicated to briefly explaining some different ways of looking at emotion and evidence pertaining to the chosen framework. As a disclaimer, since the purpose of this study was not to solve the problems of emotion science, I have not provided an extensive review of everything about emotion.

Any aspiring emotions expert will find that there are quite a few theoretical perspectives on emotion. As a truly cross-discipline research area, there have been a range of theories from pure social constructivism to radically reductionist biology (e.g., Adolphs & Anderson, 2018; Al-Shawaf et al., 2015; Barrett, 2006, 2017; Cannon, 1927; Damasio, 1994, 2018; Darwin, 1872; Ekman, 1992; Izard, 2007; James, 1884; LeDoux, 1994, 1996, 2012; Leventhal & Scherer, 1987; Moors et al., 2013; Panksepp, 1998, 2005; Panksepp & Biven, 2012; Russell, 2003; Scarantino, 2009; Zajonc, 1980). On one extreme, the “read-out” theories have trouble establishing boundary conditions due to difficulty in comparing emotional constructs across cultures and languages (Fiske, 2020). Comparably, purely physiological emotional constructs have similar issues when comparing emotions across phyla (Adolphs & Anderson, 2018). As always, the answer likely lies in some compromise between the two. This is how the field has ended up with combinatory approaches to emotional theory. These types of approaches typically depict emotion as some combination of physiology, behavior, thoughts, and conscious feeling experience (see Figure 1).

At a glance, the combinatory approach makes good sense. It allows theorists to sow together different fields of study in hopes of making a unified theory. Bacon (1620) developed this same scientific principle called *inductivism* long ago. This principle is the basis of the scientific method and was further developed into what Wilson (1998) called *consilience*. However, while modern psychological theories (e.g., appraisal theories; see Moors et al., 2013 for a review) have recognized that emotional states arise from physiological processes, they rarely invoke physiological criteria for developing constructs. Ultimately, there is a good reason for why this happens. That is, people simply do not know enough about higher order emotions (e.g., elation or regret) to create good physiological criteria (Barrett, 2017). This is compounded by the fact that most psychological and anthropological research on emotions must be conducted at the level of conscious experience. While research at this level of analysis is important (in fact, that is the level of analysis here), theories based on this level of analysis can become disconnected from more functional or fundamental aspects of emotion. Based on that premise, I am arguing that researchers should be attentive in selecting a framework that fits their goals. If their interest involves looking at “feeling” constructs that are seemingly unique to humans, languages, and cultures (e.g., *schadenfreude*; Barrett, 2017; Fiske, 2020), then they should likely work with the corresponding framework. On the other hand, if a researcher is interested in human universal constructs, then they may want to take a different approach.

Generally speaking, the goal here concerns connecting more foundational affective processes to human personality. More specifically, affective processes that we can more readily deem to be *adaptations* in the evolutionary sense of the word. It is for this reason that I decided to use an evolutionary framework here developed by Adolphs and Anderson (2018)

(Adolphs, 2017; Adolphs & Andler, 2018; Anderson & Adolphs, 2014). In addition to supporting the interests of the study, I have also specified this framework for the sake of clarity in the rest of the document. This framework is *not* a theory about what emotions are or how they work per se. Rather, this framework aims to develop our understanding of emotion by taking a *functional* perspective that more easily compares emotion across disciplines and cultures. How does the functional approach allow for this? It allows for this because all features of an emotion (e.g., physiology, subjective reports, behavior, cognition, valence) can be examined in relation to some central emotional state (see Figure 2). So, instead of basing criteria from only a couple vantage points (psychological, physiological, cognitive, behavioral, etc.), we can define the emotion by its functional role. A clear analogy is provided by Adolphs and Anderson (2018) themselves.

We actually have lots of functional definitions we encounter in everyday life.

Consider a clock. If I asked you to tell me what a clock is, you would hopefully not begin by saying, “well, it has to have a pendulum and gears inside,” or, except as a joke, “a clock is something that weighs 1.2 pounds.” Definitions like that would immediately exclude most clocks, including my computer’s clock and atomic clocks.

So what’s a clock? It’s a device that measures time. That’s a functional definition. (p.

40)

As this paper proceeds, I have used the term “emotion” to characterize the central functional state, whereas the term “feeling” was reserved for the conscious cognitive representation of the functional state. The term “affect” was used as a blanket term that encapsulates a broad range of emotional experiences (e.g., moods, feelings, and emotions). Further, the

methodology used to examine affective traits within this study was conducted at the *feeling* level of analysis, which is most common for psychological research.

## **Evolutionary Views on Emotion and Personality**

### ***Emotions as Adaptations and Pankseppian Affective Neuroscience***

Evolutionary views on emotion have been entertained ever since the publication of Darwin's (1872) *The Expression of the Emotions in Man and Animals*. The concepts in this book were expanded upon in psychology by Ekman (1973), who mainly studied emotions based on their role as communicative signals. However, there have been good critiques of this basic emotions theory (e.g., Barrett et al., 2019; Ortony, 2021). For this reason, evolutionary psychology has moved away from defining emotions based on their ability to display distinctive signals (Al-Shawaf et al., 2015; Nelson & Russell, 2013). Modern views of emotion in evolutionary psychology tend to see emotions as functional adaptations that coordinate physiological, cognitive, and behavioral processes to solve adaptive problems (Al-Shawaf et al., 2015; Tooby & Cosmides, 1990, 2008). For example, in same way that the eye-blink reflex (the adaptation) evolved to protect the eye from being damaged (the adaptive problem), emotions seem to be similarly designed to meet adaptive challenges. At this point, it may be helpful to clarify what exactly I mean by an adaptation. There are many things in evolution that are not adaptations but seem like they are (e.g., byproducts, exaptations). It is for this reason that there is a perpetually evolving list of criteria for devising *hypothesized* adaptations (see Figure 3; Schmitt & Pilcher, 2004). Of note, the validity of an adaptation as a biological system must involve a fair amount of converging evidence and the mechanism should be conserved among *almost* all humans of one sex. Further, adaptations should (a) not be too costly for the organism to maintain, (b) show some precision in solving the adaptive

problem, (c) reliably solve the problem, and (d) reliably develop within a given species (Al-Shawaf et al., 2020; Hagen, 2015, 2020; Lewis et al., 2017; Tooby & Cosmides, 2015; Williams, 1966). Broadly speaking, it is likely that something arose as an adaptation—rather than by chance alone—if it met these criteria for human ancestors within the *environment of evolutionary adaptedness* (EEA; i.e., the Pleistocene), if it was conserved across related taxa (e.g., eye-blink reflex is present across species), and if it appears across cultural boundaries. All this points to evidence of natural functional design which has so far been best explained by the theory of natural selection (Darwin, 1859).

The reason emotions are good working candidates for adaptations is because they often meet much of these criteria. To illustrate, certain emotions like “fear” tend to be present in all cultures and mammals as demonstrated by physiological, anthropological (e.g., hunter-gather societies), cultural (e.g., cultural artifacts), phylogenetic, historical, and psychological convergent evidence (Ansah, 2014; Keats, 1848; LeDoux, 1996; Pontius, 2002). When compared to other hypothesized adaptations that are human specific (e.g., language; Pinker & Bloom, 1990), the proposal of said adaptation becomes much weaker. It is here that my optimism about more complex feelings being adaptations diverges from what other evolutionary psychologists have suggested (e.g., guilt; Al-Shawaf et al., 2015). Not only because these hypothesized—human specific—adaptations are unable to invoke arguments of *strong vertical homology* (i.e., these adaptations are lacking in other animals; Smith, 2019), but also because they are not well established as appearing across other cultures (Barrett et al., 2019; Fiske, 2020). A finding posited by cognitive theorists pointing out that there are strong cultural and language influences on these kinds of feelings (Barrett, 2017; Lim, 2016; Shaver et al., 1992). Thus, while these feelings could be human specific

adaptations, it is difficult to rule out that complex feelings are instilled by some general learning mechanism. A separate adaptation that Skinner described in his views on human evolution (Skinner, 1984; Wilson et al., 2014)

One basic emotions view that is rarely discussed in critiques of basic emotion theories (e.g., Crivelli & Fridlund, 2019; Parrott, 2010; Sabini & Silver, 2005; Scarantino, 2015; Scarantino & Griffiths, 2011; Turner & Ortony, 1992)—which prefer to focus on Ekman’s (1973) work—is that of Panksepp’s (1998) *affective neuroscience theory*. Rather than emphasizing the communicative function of emotion, Panksepp favored an emotional taxonomy derived from the behavioral and physiological properties of emotions. Ultimately, he developed a neuroevolutionary theory of emotions congruent with the functional perspective described above (i.e., Adolphs & Anderson, 2018). There is an overwhelming amount of convergent evidence that supports the working taxonomy of seven basic emotions that Panksepp was comfortable to put forth (Davis & Panksepp, 2018; Panksepp & Biven, 2012). Originally, these emotions were defined by a set of physiological and behavioral criteria (see Table 1). As such, each emotion maintains a unique behavioral, anatomical, and chemical configuration. These seven emotions are SEEKING, LUST, PLAY, CARE, PANIC, RAGE, and FEAR (Panksepp, 1998; Panksepp & Biven, 2012). The all caps favored by affective neuroscience theory attempts to indicate that these terms should not be conflated with their folk psychology usage, while still maintaining some of the heuristic power that colloquial English provides (see Fiske, 2020 for a review on the challenges with emotional language in science).

First, SEEKING can be described as an emotion that functions to propel a mammal’s interest in the environment. This coincides with behaviors like foraging, exploration, and

forward locomotion. As the most general-purpose system, it appears to influence global arousal and permits the integration of other emotional states into intentional behavior (Alcaro et al., 2007; Wright & Panksepp, 2012). The physical system that constitutes SEEKING is nearly synonymous with the highly studied mesocorticolimbic pathway—a circuit that has gone by many different names (e.g., the behavioral activation system, the wanting system, the reward system; Berridge et al., 2009; Berridge & Robinson, 2016; Depue & Collins, 1999; Gray, 1987; Oishi & Lazarus, 2017). This brain system starts in the periaqueductal gray matter (PAG) of the midbrain and extends dorsally to the ventral tegmental area (VTA) before moving rostrally toward the nucleus accumbens (NA). Along this main trajectory, other connections meet with the lateral hypothalamus, anterior cingulate cortex, and orbitofrontal cortex. Chemically, a hallmark of this system is denoted by the many dopaminergic cell groups (e.g., A8, A9, and A10) that modulate its function (German & Manaye, 1993; for a review of this system see Alcaro et al., 2007 or Panksepp & Moskal, 2008).

Moving on to LUST, the function of this emotion is to modulate the motivation and desire to mate. Contrary to the well-known phrase, “survival of the fittest” (Spencer, 1864), sexual selection is the most powerful form of selection within sexually reproducing species (Petrie, 2021). For if an organism does not reproduce, then survival is not such an impressive feat from the Darwinian perspective. It is for this reason that mammals developed a motivational system whose function was to influence their engagement in mating behaviors. The physical system necessary for this emotion is somewhat distinct for males and females, likely contributing to the differences in sexual arousal between men and women (Canli & Gabrieli, 2004; Chivers, 2005; Chivers et al., 2004; Holmes et al., 2021; Knoth et al., 1988;

Rupp & Wallen, 2008; Suschinsky & Lalumière, 2011; Suschinsky et al., 2009). The overlapping anatomy includes excitatory connections from the ventromedial hypothalamus (VMH) to the ventral PAG. On top of that, more dorsorostral connections move through the bed nucleus of the stria terminalis (BNST), cortico-medial amygdala, preoptic area (POA), and septum (for reviews see Pfaff, 1999 and Hashikawa et al., 2016). Hormonally, luteinizing-hormone releasing hormone (LHRH) signals testosterone production in adult males and estrogen/progesterone production in females. However, both sexes receive excitatory modulation of this system from vasopressin and oxytocin (Holley et al., 2015; Mac Cionnaith et al., 2020).

The purpose of PLAY is to motivate the social interaction, social learning, and internalization of social rules. Similar to children laughing with their peers, adolescent rats have specific 50-hz ultrasonic vocalizations that accompany rough-and-tumble play and other positive emotions (Burgdorf et al., 2020; Knutson et al., 2002). This is not to say that PLAY is absent in adults. Rather, the adaptive function of PLAY may be primarily geared toward childhood development. While the anatomical arrangement of PLAY has not been entirely worked out, there does seem to be some agreement about certain structures. In accordance with the sensorimotor aspects of PLAY, it appears that the parafascicular area of the thalamus (PFA; Siviy & Panksepp, 2011) is a necessary structure in conjunction with more ventral diencephalic brain areas (e.g., the hypothalamus) and the PAG (Siviy, 2016; Siviy & Panksepp, 2011; Vanderschuren, 1997; Vanderschuren et al., 2016). Excitatory neurotransmitters specific to this system include glutamate, acetylcholine, and in small amounts, opioids (Achterberg et al., 2019; Panksepp et al., 1985).



Considering CARE, the function of this emotion is most closely associated with nurturing offspring and encouraging caring responses to genetic relatives. Since caring for offspring has disproportionately been the responsibility of females, this system has been most studied within that sex. However, it is worth mentioning there is a great deal of diversity within mammals in the amount of parental investment that is dedicated to rearing children (e.g., human males invest much more into offspring compared to other primates; Storey & Ziegler, 2016; see Royle et al., 2012 for a detailed review of parental care evolution). That being said, the physiology seems to be quite similar throughout. The circuitry in caring behavior involves axons from the medial preoptic area (MPOA)/BNST that send inhibitory signals to the PAG, VTA, and paraventricular nucleus of the hypothalamus (PVN) that ultimately activate approach behaviors via the NA and reticular formation (for a review see Kohl et al., 2017 or Numan & Insel, 2003). This system is modulated primarily by oxytocin, prolactin, and dopamine, which are all excitatory chemistries for the associated behaviors (Kohl et al., 2017; Numan & Insel, 2003; Storey & Ziegler, 2016).

The purpose of PANIC appears to be eliciting care responses from conspecifics and has been primarily emphasized within the parent-child social relationship (Bornstein et al., 2017; Swain et al., 2007). In this case, one can see how an emotion maintains a communicative function that elicits emotive responses from others (Hofer et al., 1998; Kim et al., 2011; Ordóñez-Gómez et al., 2019; Seifritz et al., 2003; Swain et al., 2017). For instance, with PANIC, there is often an immediate communicative mechanism that goes alongside it. Most parents will have experience with this mechanism and can likely still conjure up memories of their child crying in their crib. Otherwise, if the reader has ever had a litter of a cats, then they have likely seen the mother respond to vocalizations (known as

isolation calls) from the newborn kittens. There are even cross-species cases of dogs showing separation distress when their owners depart (Bradshaw et al., 2002; Storengen et al., 2014). The brain circuit involved in producing this emotion involves the PAG and continues rostrally through the dorsomedial thalamus (DMT), BNST, medial anterior cingulate cortex, and POA (for a review see Panksepp, 2011; Panksepp, 2003; Freed et al., 2009). This system is also highly innervated with the lacrimal nuclei that mediate tear production in the lacrimal gland just above the eye (Bylsma et al., 2019). Whilst oxytocin and prolactin have excitatory effects on the CARE system, these chemistries tend to have inhibitory effects on the PANIC system. The main excitatory hormone of the PANIC system is corticotropin-releasing hormone (CRH), a hormone that is often cited as accompanying stress (e.g., Smagin et al., 2001).

The primary concern of RAGE is to thwart encroachment on a creature's physical freedom, resources (e.g., food or mates), or territory. Effectively, this allows mammals to protect themselves, offspring, and maintain their ability to survive. This emotion is closely associated with the reactive aggression that emerges from unexpected circumstances (Blanchard & Blanchard, 2003; Ramirez & Andreu, 2006). This is contrast to aggressive action that is motivated by more positive feelings (Međedović, 2017; Chester et al., 2018). For example, female lions—who do all the hunting for their cubs—will display predatory SEEKING-like aggression (Aleyasin et al., 2018) when stalking prey. However, this is not emotionally charged by RAGE such as the aggression displayed when defending her cubs from an unfamiliar male lion. This rage is mediated by connections that run rostrally from the PAG to the perifornical hypothalamus, as well as the connections from the medial amygdala to the BNST. Less is known about the chemical modulators of the RAGE system, but there

does seem to be consensus on excitatory molecules like acetylcholine, glutamate, and substance P (see Guerra et al., 2011; for a detailed review see Seigel, 2005).

Likely the most researched emotion to date, the function of FEAR has long been understood as motivating mammals to avoid harm. This emotion plays a large part in the lives of humans. Clinical disorders related to feeling fear—such as anxiety disorders and specific phobias—are some of the most prevalent across the world (Alonso, et al., 2007; Baxter et al., 2013; Baxter et al., 2013). Since truly inducing fear in humans can come at great costs, there have been well developed animal models for studying fear learning in animals (e.g., fear conditioning via electric shock). In conjunction with human imaging, people have developed a good understanding of the neural substrates that produce fear (Johansen et al., 2011; LeDoux, 2014; LeDoux & Pine, 2016; Mobbs et al., 2007; Mobbs et al., 2010). The FEAR system is principally made up of the connections running from the central and lateral amygdala to the medial hypothalamus and PAG (see Panksepp et al., 2011). These structures receive sensory information both directly from the cortex and thalamus, but these structures are not necessary or sufficient for inducing fear responses via deep brain stimulation (Davis et al., 2010; LeDoux, 1996). Meanwhile, there are a host of hormones and neurotransmitters that activate FEAR including glutamate, CRF, cholecystokinin, alpha-MSH, and neuropeptide Y (LeDoux & Pine, 2016 see Table 2 for a summary of emotional brain systems).

### ***Evolutionary Views on Personality and the Affective Neuroscience Personality Scales***

Since Cattell (1945, 1956) offered the use of factor analysis to develop his 16-personality factor questionnaire, personality psychology has emerged as a mature field over the last 70 years. Shortly after that time, there were a number of studies that indicated those

same trait adjectives (originally used by Allport, 1936) were more replicable within a five-factor structure (Digman & Takemoto-Chock, 1981; Norman, 1963; Tupes & Christal, 1961). This eventually produced a model that came to be known as the five-factor model of personality (Goldberg, 1990; McCrae & Costa, 1987). Today, lexical models of personality have been refined to include newer six-factor models and hierarchical models that help researchers understand individual differences at higher levels of resolution (Ashton & Lee, 2005; DeYoung et al., 2007). All of these models of personality have demonstrated their predictive power in a number of different life outcomes (Hampson et al., 2006; Roberts et al., 2007; Soto, 2019). Additionally, personality psychology methodology has been an important part of developing assessment tools for clinical and social psychological research.

Although the first paragraph discussed the highlights of personality psychology developed during the cognitive revolution, there have always been biological and evolutionary accounts in the periphery. For prudence, I will mention that the cognitive (i.e., language based) models of personality are in no way incongruent with what evolutionary psychology expects (Buss, 1991, 2009; Buss & Penke, 2015; Figueirido et al., 2005; Figueirido., 2009; Lewis et al., 2020; Michalski & Shackelford, 2010; Nettle, 2006; Reale et al., 2010; Smither, 1993). This is illustrated by the fact that scientists have created models of personality with the same methodology for animals and non-speaking humans (Bennet et al., 2017; Evans et al., 2021; Freeman & Gosling, 2010; Gosling, 2008; Gosling & John, 1999; Weiss, 2017; Zupancic, 2003). The difference for evolutionary viewpoints is that they view personality as emerging from the adaptations that govern behavioral output (Lukaszeski et al., 2020) As *required* for natural selection to occur, the variability of a given adaptation is part of why there are individual differences in personality, intelligence, and behavior. As an

example, one could consider an adaptation like the emotion FEAR. Something that we know about FEAR is that proneness to fearful experience varies from person to person (Pineles et al., 2009). So, because FEAR—the behavior regulating mechanism in this case—varies from person to person, it partially influences the variation in peoples' descriptions of personality. By this line of reasoning, the adaptationist framework for personality hypothesizes how adaptations can be analogs for explaining personality differences based on how these differences are manifested in language (Lukaszewski et al., 2020).

Although he never quite articulated it in modern evolutionary psychology terms, Panksepp essentially came upon the same conclusion in his goal to expand the neurological understanding of emotion to human personality (for an in-depth review see Davis & Panksepp, 2018). In doing so, he helped develop an evolutionary biological model of personality (Davis et al., 2003; Davis & Panksepp, 2011). Recently, these kinds of models have not received much attention within personality psychology (for current directions in personality psychology see Roberts & Yoon, 2022). Some of the more prominent examples of the past include the work of Eysenck (1967) and Cloninger (1986, 1987) which perhaps were the last ones to garner much attention. Interestingly, there is the exception of Gray's (1970) personality model involving the behavioral activation and inhibition systems (Wilson et al., 1990; Carver & White, 1994). However, this model has been favored more so by developmental psychologists studying *temperament*, than personality psychologists wanting to understand the basis of adult personality (e.g., Blair et al., 2004; Bjornebekk et al., 2010; Colder et al., 2011; Colder et al., 2004; Van Meter et al., 2015; Vervoort, 2015). The reason for this is likely because purely biological models of personality are somewhat limited in the cognitive characteristics of human behavior compared to the lexical models. That being said,

the bottom-up theoretical guidance provided by biological models offers an extra bit of convergent evidence that supports their validity in comparison to top-down models that use a purely cognitive approach. Even though researchers can investigate biological correlates of the cognitively oriented models, their ability to map onto human biology becomes quite complicated across cultures. This is part of the reason why theories must be edited in response to new biological findings. That is, it is typically the case that psychology has to adjust its theories to new neurological findings that conflict with the current ideas about how people operate. On the other hand, starting from the biological perspective may offer the opportunity for psychological theories to grow in relation to biological findings as opposed readjusting with new results. Moreover, the evolutionary perspective theoretically should produce more cross-culturally valid concepts of human personality seeing as this is a focus of the field (Saad, 2020).

As alluded to previously, one example comes from the personality model derived from affective neuroscience theory. The Affective Neuroscience Personality Scales (ANPS; Davis & Panksepp, 2001; Davis et al., 2011) were designed to capture the relative influence of biological systems on people's description of emotional experience. So, in this case, it would be expected that the feelings people experience are cognitive elaborations of the functional affective mechanisms described above. Since the feelings that people describe in language are not necessarily exactly the same as the functional mechanisms regulating behavior, the ANPS traits are treated as separate from the biological systems themselves. Hence the reason why some of the construct names are adjusted to match the parlance of everyday language more closely. These emotional traits are listed as SEEKING, LUST, PLAY, CARE, SADNESS, ANGER, and FEAR. Trait descriptions can be found in Table 3.

These scales have been used in a wide variety of studies of personality ranging from clinical science to predicting food choice preferences (see Montag et al., 2021 for a review; Orri et al., 2017; Marengo et al., 2021; Knezevic et al., 2020; Montag & Davis, 2018; Montag et al., 2016; Montag et al., 2016; Montag & Panksepp., 2017).

The traits within the ANPS have been shown to be quite cross-culturally valid and the instrument has been translated into a number of different languages including both eastern and western syntax—something that has challenged the five-factor model in some respects (Church et al., 2011; Ozkarar-Gradwohl, 2019; Ozkarar-Gradwohl & Turnbull, 2021). A recent meta-analysis showed that women in 15 different countries—both WEIRD (Western, educated, industrialized, rich, and democratic societies; Heinrich et al., 2010) and non-WEIRD—tend to score universally higher on the CARE, SADNESS, and FEAR traits, whereas there were no differences between genders on the other traits (save maybe LUST because this trait is rarely examined; Ozkarar-Gradwohl & Turnbull, 2021). These traits are also moderately heritable, insinuating that the emotional adaptations are passed on via the basis of natural selection—genetic transmission (Montag et al., 2016). The ANPS traits have also been predictive of various clinical disorders based on how the corresponding systems were expected to influence personality when those systems operate on extremes (Fuchshuber et al., 2019a, 2019b; Malcolm-Smith et al., 2013; Savitz et al., 2008a, 2008b; Wernicke et al., 2019). To illustrate, depressed patients reported higher SADNESS and FEAR, and lower SEEKING and PLAY scores compared to control conditions (Montag et al., 2017). As for personality disorders, avoidant personality disorder is associated with lower ANGER, SEEKING, and PLAY, while maintaining positive correlations with FEAR. Additionally,

borderline personality disorder is positively associated with SEEKING, ANGER, and SADNESS (Karterud et al., 2016).

### **Dark Personality and Emotion**

Dark personality refers to a constellation of traits that are considered to be generally socially aversive (Marcus & Zeigler-Hill, 2015; Zeigler-Hill & Marcus, 2016). These traits often depict interpersonal styles that do not conform to societally sanctioned guidelines for morality. As an example, consider the villains from a television show, book, or movie. These villains are often self-centered, vengeful, impulsive, and act in accordance with their own interests even if their behavior appears to be noble on the surface. Although there is no strict list of personality traits that have been deemed purely socially aversive, there are some that are well agreed upon. Usually, these traits are the ones that have been deemed antagonistic. The three that have been more intensely investigated are those within the *dark triad*—narcissism, psychopathy, and Machiavellianism (Furnham et al., 2010). However, there are more recent additions that have garnered some attention. Specifically, with the advent of scales to measure them, there has been an emerging field of study on sadism and spitefulness (Johnson et al., 2019; Marcus et al., 2014). The relationships among these traits with emotionality varies depending on the trait in question. While some of these traits have partially integrated feeling characteristics as a part of their constructs (e.g., narcissism), others have very little information about the feelings that they are associated with. It is for this reason that each of these are discussed individually.

#### ***Psychopathy***

Psychopathy is a personality disposition that was mostly popularized after Cleckley's (1941) psychiatric synthesis of the construct in his book *The Mask of Sanity*. The book



formally outlined the initial clinical description of psychopathic personality based on the psychiatrists' interviews with institutionalized men. Although this book was influential in developing an understanding of psychopathic personality, it would not be widely researched with modern methodology until Hare (1980) developed a clinical assessment that could be used by researchers across the world. This assessment tool is now widely known as the Psychopathy Checklist (Hare, 1980). It was clear from these early developments that psychopathy—based on the male inmates that were studied—involved emotional processes that deviated from the average person. Specifically, the original psychopathy checklist contains symptoms reflecting “lack of remorse or guilt,” “proneness to boredom,” and “lack of affect” (Hare, 1980). Today, the Psychopathy Checklist has been revised numerous times in response to new findings and has influenced the clinical conceptualization of the psychopathic personality (Cooke et al., 2007; Hare et al., 1990; Neumann et al., 2007; Patrick et al., 2007). In the *Diagnostic and Statistical Manual of Mental Disorders, Fifth Edition*, psychopathy has been recognized as a distinct variant of antisocial personality disorder marked by the addition of low anxiety and bold interpersonal style (5th ed.; DSM–5; American Psychiatric Association, 2013). Again, the emphasis on emotionality, but this time with infrequent anxious feelings.

That being said, personality psychology has extended the clinical understanding of psychopathic personality toward dimensional models as opposed to diagnostic criteria (Edens et al., 2006; Hudziak et al., 2007; Kotov et al., 2017; Krueger et al., 2002; Wright, 2009). An approach that has begun to grow more rapidly in clinical research. From this, the structure of psychopathy has been understood as maintaining two factors (Douglas et al., 2012; Marcus et al., 2013; Patrick et al., 2006; Salekin et al., 2014). The first factor, primary psychopathy, has

been characterized by callousness and interpersonal behaviors like manipulateness. The second factor, aptly named secondary psychopathy, has been characterized by impulsive, risky, and antisocial behaviors reminiscent of those found in antisocial personality disorder (Ogloff, 2006). At this point, it is worth saying that there are other models of psychopathy (e.g., evolutionarily based triarchic models or five-factor models; Evans & Tully, 2013; Lynam & Miller, 2015; Somma et al., 2016). And, like the lexical models, there is always debate about which ones are the most valid. Nonetheless, this paper will largely deal with the two-factor model because it is the most common, but other models will be mentioned and explained as they arise.

As it pertains to affect, it was mentioned that psychopathy was originally conceptualized with affect (or lack thereof) in mind, so it is no wonder that affect has been a point of interest in further developing the construct. For example, the claim that psychopathy involves an inability to experience fear has cropped up over the years. Seemingly based on the theoretical guidance of Lykken (1957), these claims stem from a series of studies that involved exposing male inmates—who scored on the higher end of psychopathy—to a variety of fearful stimuli including electric shocks, images, and loud tones (Blankenstein, 1969; Dengerink & Bertilson, 1975; Hare, 1978, 1982; Hare et al., 1978; Hare & Thorvaldson, 1970; Hare & Quinn, 1971; Ogloff & Wong, 1990; Patrick et al., 1993). From these studies, it was found that these men responded less fearfully to the stimuli compared to control samples or low psychopathy inmates. However, there have been recent studies that provide a more nuanced explanation of this deficit (see Hoppenbrouwers et al., 2016 for a review; Newman & Brinkley, 1997). Namely, modern cognitive research has connected the deficit in fear responses to the ability to attend fear stimuli rather than the capacity to

experience fear itself (Baskin-Sommers, 2011; Lake et al., 2011). Then, when it comes to self-reported feelings, there are instances where high psychopathy individuals show no differences between control groups (Forth, 1992; Patterson, 1991). It is for these reasons that some have asked for a reevaluation of the fear deficit hypothesis (Brook et al., 2013; Hoppenbrouwers et al., 2016). Working out the specifics of fear within psychopathy will be particularly important for future editions of the DSM, which currently emphasizes the low anxiety aspect of the disorder within the third section.

Broadly speaking, some of the difficulties may have been born out of treating psychopathy as a unidimensional construct. While this may be useful in certain circumstances, there are likely differences between different psychopathy subtypes in regard to affective experience. For instance, Hick and Patrick (2006) found that trait anger-hostility was a stronger predictor of secondary psychopathy than primary psychopathy and that fearfulness was negatively associated with primary psychopathy but not at all with secondary. It has also been shown that the relationship between defensive aggression and secondary psychopathy was moderated by *high* anxiety (Guerra et al., 2017). Similarly, in affective disorders such as depression—a disorder characterized by feelings of sadness, hopelessness, worthlessness, and diminished interest—there are mixed results in their relationship to psychopathic personality. Some studies show positive correlations based on unitary measures, whereas others show no relationship between either factor of psychopathy (Love & Holder, 2014; Willemsen et al., 2011). On the happier side of things, the same issues arise. The findings using unitary measures indicated that psychopathy is negatively associated with general positive affect, while others show that only secondary psychopathy is negatively associated with happiness (Egan et al., 2014; Love & Holder, 2014).

Seemingly, as time progresses, research has started to develop a more nuanced understanding of emotion in psychopathy. Beginning to divide the construct into various facets has helped clarify which feelings relate to each psychopathy factor. Even though this has improved since the development of dimensional models of psychopathy, there is still work to be done in examining how general emotionality relates to what has often been called “successful psychopathy” and subclinical populations more broadly (LeBreton et al., 2006).

### *Narcissism*

Narcissism is another trait that is often split into two factors. The first factor, grandiose narcissism, is the most stereotypical form. These people are often outgoing, socially dominant, and tend to have fewer negative feelings. On the other hand, vulnerable narcissism is a trait characterized by social withdrawal, anxiety, and other negative feelings. What links these two subtypes together is that they both involve an unrealistic sense of self-importance sensitive to interpersonal threats (Derry et al., 2019; Kaufman et al., 2018; Miller et al., 2011). Narcissism is the best understood “dark” personality trait that is mentioned within this study. The emotional components that makeup this trait and its subtypes have been well researched and well-integrated within the construct (see Czarna et al., 2018 for a review). It is a good illustration of how understanding the feelings that accompany a trait can help strengthen the nomological network around it (e.g., Miller et al., 2011; Miller et al., 2021). It worth noting that this was not always the case. Apart from shame (Freud, 1914; Kohut, 1966), early discussion about narcissism had little emphasis on the negative feelings that accompany this disposition. In particular, the Narcissistic Personality Inventory (NPI)—the main tool for early clinical research on narcissism—focused predominantly on the grandiose aspects of narcissism (Emmons, 1987; Raskin & Hall, 1979). It was unclear at that

time that narcissism could be manifested in someone who was withdrawn, anxious, and unlikely to show themselves off to the world.

Presently, what is known about affect and narcissism is fairly well organized. Grandiose narcissism tends to correlate positively with positive emotions (Czarna et al., 2018). People who report high levels of grandiose narcissism tend to report positive feelings and greater well-being (Sedikides et al., 2004). Moreover, this trait also correlates negatively with negative feelings including sadness, loneliness, and anxiety (Miller et al., 2011; Rose, 2002). Conversely, vulnerable narcissism depicts the opposite pattern. This trait has shown positive correlations with anxiety, loneliness, and neuroticism (Miller et al., 2017; Miller et al., 2018; Rose, 2002). It also appears that vulnerable narcissism is more closely associated with angry feelings that lead to defensive aggressive behavior (Barry et al., 2007; Fossati et al., 2010; Krizan & Johar, 2015). Overall, emotionality has recently been of keen interest for further developing the narcissism construct and has been integral in developing our current conceptualizations.

### ***Machiavellianism***

Machiavellianism is a personality trait characterized by a willingness to manipulate others for personal gain and a cynical view of the social world. Unless you count the lessons of Machiavelli (1532) himself, there has not been a long history of Machiavellianism research in psychology. Most research on this trait has been conducted as a part of dark triad research and only recently have people begun to establish a nomological network around the construct independently. One compelling suggestion is the two-dimensional model of Machiavellian personality which treats the cynical views and manipulative tactics as separate dimensions (Monaghan et al., 2018; Monaghan et al., 2020). The nomological network

analysis for the two-dimensional Machiavellianism scale (TDMS) did not look at many specific emotions, but these researchers did find relationships with emotional traits like HEXACO-emotionality and five-factor model neuroticism (Monaghan et al., 2018). There was no correlation between neuroticism and Machiavellian tactics, yet there was a positive correlation for Machiavellian views. For emotionality, there was also a positive correlation with Machiavellian views, but a negative correlation with Machiavellian tactics. To my knowledge, there has only been one other study attempting to investigate the feelings related to Machiavellian personality (Al Ain et al., 2013). The findings for that study indicated that interpersonal deceit, cynical world views, and lack of morality positively correlated with anxiety and depressive symptoms like sadness.

### ***Sadism and Spitefulness***

I have included these two traits together because, compared to the rest, the emotional research around them is underdeveloped. So, starting with sadism, this trait is characterized by a tendency to enjoy the suffering of others (Paulhus & Dutton, 2016). This enjoyment does not have to be inflicted by the person but can also be experience vicariously (e.g., watching online videos). Across history these kinds of behaviors have been fairly prevalent, but public acceptance of them has markedly decreased (Dutton, 2007; Nell, 2006; Pinker, 2011). Research wise, there has only been a couple of studies looking at the expected pleasure someone high in sadism might experience in response to another's suffering. The first of these found that participants high in sadism reported more positive affect and less negative affect in response to violent imagery (Mededović, 2017). Another study showed that sadism was associated with increased pleasure during aggressive behavior, whereas there was increased negative affectivity after the behavior occurred (Chester et al., 2018). Although

these studies are informative of the feelings that occur in sadistically relevant situations, they do not clarify how sadistic personalities feel on average over time.

The spitefulness construct was influenced by evolutionary viewpoints and has simply been described as a tendency to inflict costs on others at some cost to the self (Marcus & Norris, 2016). People who are spiteful are willing to take a punch in order to deliver one, or intentionally drive slowly when another person is tailgating them. Even though these acts deliver a cost to the person (e.g., pain or being late for work), they still engage in these behaviors to inflict the cost on another. To my knowledge, the only study that mentions any feelings associated with this trait comes from the validation study for the Spitefulness Scale (Marcus et al., 2014). This study found that spitefulness was negatively correlated with guilt proneness and HEXACO-emotionality. As an emerging construct, there is good reason to further understand the affective traits that relate to spite.

### **The Current Study**

This study was an extension of two prior studies that have examined the relationships between dark personality traits and the basic affective traits derived from affective neuroscience theory. The first of these studies investigated personality predictors of dietary choice (Sariyska et al., 2019). In that study, they used unitary measures of the dark triad (psychopathy, narcissism, and Machiavellianism) to examine the relationships. Narcissism was positively associated with SEEKING and PLAY, whereas it was negatively associated with FEAR, SADNESS, and CARE. Machiavellianism was positively associated with ANGER and FEAR but was negatively associated with CARE. Finally, psychopathy was positively associated with ANGER and negatively correlated with CARE (see Sariyska et al., 2019). Interestingly, the second study focused exclusively on narcissism and demonstrates

why it can be useful to look at constructs multidimensionally (Sauls & Zeigler-Hill, 2020). They looked at associations between the five-factor model of narcissism (Glover et al., 2012) and the same basic emotional traits described above. The constructs in this model—extraverted narcissism, antagonistic narcissism, and neurotic narcissism—were characterized by the facets within the five-factor model said to contribute to narcissistic personality. Overall, they found that ANGER was positively associated with all three dimensions. Moreover, the other emotional traits helped differentiate these dimensions. Neurotic narcissism was positively correlated with ANGER, FEAR and SADNESS (similar to what one would expect to see in vulnerable narcissism). Extraverted narcissism was negatively correlated with both FEAR and SADNESS. Then, antagonistic narcissism was negatively correlated with everything except for SADNESS (no correlation) and ANGER (positive correlation; see Sauls & Zeigler-Hill, 2020).

While both studies have been informative, their findings can be extended. Understandably, since dark personality and emotion was not their focus, the first study used unitary measures of the dark triad traits (i.e., Sariyska et al., 2019). As demonstrated in the study done by Sauls and Zeigler-Hill (2020), examining these constructs in their entirety can reveal differential feeling experiences across trait dimensions. This may also indicate what common feeling experiences exist across different trait constructs. Additionally, other traits that were included in this study have very little prior research examining their relationships with affect.

The goal of this thesis was to conduct an exploratory study aimed at understanding the associations between the five aforementioned dark personality traits and basic affective traits using self-report methodology. This investigation was meant to highlight both the



similarities and differences across these personality traits in terms of feeling experience. This study also offered the chance to investigate the relationships between dark personality traits and trait LUST, which was not included in any of the prior studies. The main predictions involved negative associations between *all* the dark traits and CARE in combination with positive associations between *most* dark traits and ANGER. Full predictions for this study can be found in Table 4.

## Methods

### Participants and Procedure

The intended sample was meant to obtain 350 participants from Prolific's online crowdsourcing platform based on an a priori power analysis ( $r = .20$ ,  $\beta - 1 = 80$ ,  $\alpha = .01$ , two-tailed). However, an error occurred such that the anonymous survey link was sent to Prolific participants other than those active in the study. This resulted in 602 total responses. Data cleaning involved the removal of participants who did not accurately respond to all four attention checks (17 participants removed). Attention checks consisted of items that explicitly instructed participants to give a specific response on a Likert scale (e.g., "Please select *disagree* for this item"). Then, so sex differences could be more easily analyzed, participants were also removed from the dataset if they indicated that their sex was something other than male or female (2 participants removed). Overall, the final analysis included 583 participants (56% Female, 44% Male;  $M_{\text{age}} = 28.43$ ,  $SD_{\text{age}} = 9.79$ ). The gender demographics largely correspond to the sex demographics (55 % Woman, 44% Man, 1% Non-Binary, and less than 1% indicated their preferred identity was not listed).

The study consisted of an online survey delivered through Qualtrics containing several self-report questionnaires. At the beginning of the survey participants were asked for

consent and were told that they would respond to questions about their thoughts, feelings, and behaviors. The presentation of the self-report instruments was counterbalanced such that all possible orders (6 instruments and 36 different orders) were presented evenly. At the end, participants were asked questions about their age, sex, gender, sexuality, relationship status, and race (see Figure 4). Altogether, the study took about 25 minutes to complete.

## **Materials**

### *Affective Traits*

The affective traits in this study were measured by a modified version of the Affective Neuroscience Personality Scales 3.1 (ANPS 3.1; Davis & Panksepp, 2011; Montag et al., 2021). As mentioned above, these scales were intended to measure the conscious elaborations of basic affective traits derived from affective neuroscience theory. The modifications included a removal of the Spirituality scale and the addition of a 14 item LUST scale. The Spirituality scale was removed because it was not of interest in this study. The LUST scale was designed in a previous study alongside the other ANPS scales and showed adequate psychometric properties ( $\alpha = .91$ ; van der Weshuizen & Solms, 2015). The final list of trait constructs was as follows: SEEKING, LUST, PLAY, CARE, SADNESS, FEAR, and ANGER. Overall, this battery consisted of 98 items that participants responded to on a 6-point Likert scale (0 = Strongly Disagree; 5 = Strongly Agree). Each scale consisted of 14 items and showed adequate reliability coefficients as follows: SEEKING ( $\omega = .80$ ; e.g., Almost any little problem stimulates my interest), LUST ( $\omega = .91$ ; e.g., I rarely have sexual thoughts), PLAY ( $\omega = .82$ ; e.g., I am a person who is easily amused and laughs a lot), CARE ( $\omega = .78$ ; e.g., I often feel a strong need to take care of others), SADNESS ( $\omega = .80$ ; e.g., I

often feel lonely), FEAR ( $\omega = .90$ ; e.g., I often feel nervous and have difficulty relaxing), and ANGER ( $\omega = .87$ ; e.g., When I'm frustrated, I usually get angry).

### ***Psychopathy***

Psychopathy was measured using the Self-Report Psychopathy Scale Short-Form (SRP-SF; Gordts et al., 2015; Paulhus et al., 2016). This scale measured all four facets of psychopathy and were combined to create the primary psychopathy ( $\omega = .84$ ) and secondary psychopathy ( $\omega = .82$ ) factors. The facets were callous-affective ( $\omega = .70$ ; e.g., I am often rude to people), interpersonal manipulation ( $\omega = .68$ ; e.g., It is amusing to see other people get tricked), erratic lifestyle ( $\omega = .75$ ; e.g., I enjoy taking risks), and antisocial ( $\omega = .76$ ; e.g., I purposely tried to hit someone with the vehicle I was driving). Participants responded to the 28 items using a 5-point scale (1 = Strongly Disagree; 5 = Strongly Agree)

### ***Narcissism***

Narcissism was measured using the narcissism scale (NS; Derry et al., 2019). This scale was based on the two-factor model of narcissism discussed above with an emphasis toward clinical trait models of personality. Four subscales were used to create the usual two factor solution with both grandiose ( $\omega = .82$ ) and vulnerable narcissism ( $\omega = .81$ ). The subscales themselves were interpersonal grandiose narcissism ( $\omega = .76$ ; e.g., It's easy for me to control other people), intrapersonal grandiose narcissism ( $\omega = .79$ ; e.g., I have always known that I am gifted), interpersonal vulnerable narcissism ( $\omega = .68$ ; e.g., Sometimes I avoid people because I know they will disappoint me), and intrapersonal vulnerable narcissism ( $\omega = .79$ ; e.g., When other people notice me I start to feel worthless). Overall, there were 20 questions that participants responded to on a 5-point scale (1 = Strongly Disagree; 5 = Strongly Agree).

### ***Machiavellianism***

Machiavellianism was measured using the Two-Dimensional Machiavellianism Scale (TDMS; Monaghan et al., 2019). This measure maintains a two-factor solution to Machiavellianism: Machiavellian views ( $\omega = .79$ ; e.g., In my opinion, human a nature is to be dishonest) and Machiavellian tactics ( $\omega = .83$ ; e.g., It is sometimes necessary for me to mislead others to get things done). Participants responded to the 12 items on a 7-point scale (1 = Strongly Disagree; 7 Strongly Agree).

### ***Sadism***

Sadism was measured by the Assessment of Sadistic Personality (ASP; Plouffe et al., 2017). Participants responded to the 20 items ( $\omega = .87$ ; e.g., I'd lie to someone to make them upset) using a 5-point scale (1 = Completely Disagree; 5 = Completely Agree).

### ***Spitefulness***

Spitefulness was measured using the Spitefulness Scale ( $\omega = .88$ ; Marcus et al., 2014). Participants responded to the 17 items (e.g., There have been times when I was willing to suffer a small harm so that I could punish someone else who deserved it) on a 5-point scale (1 = Strongly Disagree; 5 = Strongly Agree)

## **Results**

Due to the large number of analyses in the study, the alpha level ( $\alpha$ ) was reduced to .01 in an effort to protect against the type-I error inflation that arises from multiple hypothesis testing (Shaffer, 1995). Descriptive statistics are presented in Table 5 and correlations among affective traits are presented in Table 6. One point of weakness in past versions of the ANPS has been sometimes reporting less desirable inter-item reliability coefficients ( $\alpha < .70$ ). However, with the move from a 5-point scale to a 6-point scale in the

ANPS 3.1, there seems to be an improvement in the reliability coefficients as depicted in Table 5 (Montag et al., 2021). As for inter-trait correlations, English versions tend to show relatively high correlations between FEAR and SADNESS ranging from .68 to .78 (Amiri et al., 2017; Barrett et al., 2013; Davis et al., 2003). This study showed a correlation between FEAR and SADNESS similar to those of other studies using the English edition ( $r = .75$ ). Although correlations of this magnitude do not necessarily indicate that the FEAR and SADNESS are identical measures—in fact, one may expect a relatively large correlation between these two traits—other translations of the ANPS have shown notably lower correlations between these constructs ranging from .58 to .59 (e.g., Ozkarar-Gradwohl et al., 2014; Pascazio et al., 2015). The ANPS may benefit in this sense from establishing a wider nomological network around these affective traits in terms of their convergent and divergent validity. All in all, there were reasonably consistent correlations among ANPS traits as compared to another study that analyzed relationships between brief and full-length forms of the ANPS (Barrett et al., 2013). Specifically, there were positive correlations among positively valenced affective traits as well as positive correlations among negative affective traits.

Correlations among dark personality traits are presented in Table 7. The relationships among these traits also came out as expected. All traits were positively correlated with each other, which tends to be the case with dark personality traits (see Moshagen et al., 2019). Since these are all under the umbrella of socially aversive traits, it is typically the case that these personality dispositions maintain similarities (Zeigler-Hill & Marcus, 2016). It is for this reason that researchers have proposed a hypothesized latent core (*D*) that is said to be characterized by a lack of empathy and ruthless selfishness (Bader et al., 2021).

The correlations for the ANPS traits with the dark personality traits are presented in Table 8. For completeness, it should be mentioned that these same correlations were compared to a dataset which removed outliers  $\pm 3.00$  standard deviations from the mean. There were no differences in statistical significance compared to the results in Table 8 and effect sizes deviated no more than  $\pm .02$ . To start, SEEKING was negatively correlated with vulnerable narcissism and spitefulness and positively correlated with grandiose narcissism. PLAY was negatively correlated with primary psychopathy, vulnerable narcissism, Machiavellian views, and sadism, whereas it was positively correlated with grandiose narcissism. The correlations for CARE were quite consistent, seeing negative correlations with all traits except for grandiose narcissism. LUST was negatively correlated with vulnerable narcissism and positively correlated with secondary psychopathy, grandiose narcissism, and sadism. The correlations with ANGER were also quite consistent. All dark personality traits were positively correlated with ANGER. As for SADNESS, there was a negative correlation with grandiose narcissism, whereas there was a positive correlation with vulnerable narcissism. Lastly, FEAR was negatively correlated with grandiose narcissism and positively correlated with vulnerable narcissism and Machiavellian views. Overall, the most clearly related traits to dark personality appeared to be CARE and ANGER, extending the previous findings to a larger variety of dark traits and supporting most initial predictions (see Table 13).

Considering that there are often sex differences on both the affective and dark personality traits, the relationships between these traits were investigated with these differences in mind. Sex differences between traits are presented in Table 10. Almost all traits revealed statistically significant sex differences (12 of 15). Females reported higher

levels of CARE ( $t = 6.23, d = .52, p < .001$ ), ANGER ( $t = 4.16, d = .35, p < .001$ ), SADNESS ( $t = 7.71, d = .64, p < .001$ ), FEAR ( $t = 7.11, d = .59, p < .001$ ), and vulnerable narcissism ( $t = 3.20, d = .27, p = .001$ ). On the other hand, males reported higher levels of PLAY ( $t = -3.07, d = -.26, p < .001$ ), LUST ( $t = -5.37, d = -.45, p < .001$ ), primary psychopathy ( $t = -6.38, d = -.53, p < .001$ ), secondary psychopathy ( $t = -4.55, d = -.38, p < .001$ ), Machiavellian tactics ( $t = -3.39, d = -.28, p < .001$ ), sadism ( $t = -4.35, d = -.36, p < .001$ ), and spitefulness ( $t = -3.98, d = -.33, p < .001$ ). There were no differences for SEEKING ( $t = 0.63, d = .05, p = .529$ ), grandiose narcissism ( $t = 0.92, d = .08, p = .359$ ), or Machiavellian views ( $t = -1.90, d = -.16, p = .058$ ).

Multilevel correlations controlling for sex are presented in Table 10. For the most part, these correlations are similar to those found in Table 8. However, there were a number of correlations that dissipated under these conditions. The relationships between ANGER and grandiose narcissism, LUST and secondary psychopathy, LUST and vulnerable narcissism, LUST and grandiose narcissism, as well as LUST and sadism all failed to reach statistical significance. This suggested that these relationships may have been spurious correlations driven by group identify. To further elucidate these relationships, the correlations were examined within female and male groupings. These correlations are presented in Table 11 and Table 12 respectively. The differences between these two sets of correlations indicated that SEEKING was negatively associated with sadism for males, whereas one unique positive relationship emerged between LUST and secondary psychopathy for females. Besides these two relationships, it appeared that the associations between basic affective traits and dark personality were mostly comparable across the sexes. Tables 13 and 14 show

the number of accurate predictions based on the raw correlations and multilevel correlations, respectively.

### **Discussion**

While research on affect and dark personality has largely focused on specific emotions, feelings, emotional disorders, specific dark personality traits, and unitary measures of those traits, the study here extends those findings to a broad range of affective and dark personality traits. Two other studies have used similar methods in examining the relationships among dark personality and affective traits using the affective neuroscience framework. However, the findings in those studies either used unitary trait measures (Sariyska et al., 2019) or focused on detailing a single trait (i.e., narcissism; Sauls & Zeigler-Hill, 2020). The findings here were mostly accordant with what was found in these prior two studies in regard to the relationships between CARE, ANGER, and dark personality. Like Sauls and Zeigler-Hill (2020), I found consistent positive associations with vulnerable (neurotic) narcissism and ANGER. Although, I found that the relationship between ANGER and grandiose narcissism—the more outgoing and stereotypical form of narcissism (akin to extraverted narcissism in their study)—failed to reach significance when controlling for sex. Then, similar to the conclusions of Sariyska and colleagues (2019), I found negative associations with CARE and all dark traits except for grandiose narcissism. In other words, a lack caring feelings toward others remained closely related to the socially aversive personality traits examined here. A finding that insinuates a lack of attention dedicated toward the well-being of others may be related to the behaviors and thoughts pertaining to dark personality. Additionally, for some of the dark personality traits, there is very little information about their relationships with the feelings that coincide with them. In particular,



the results here have provided a good starting point for continuing to investigate the affective properties of Machiavellian, sadistic, and spiteful personalities. There also appeared to be a common affective core to all the dark personality traits.

Mostly in accordance with the main hypotheses, CARE and ANGER were the most common traits related to dark personality. These traits revealed consistent negative and positive associations respectively with almost all dark traits (save grandiose narcissism). This suggests that consistently combined angry and uncaring feelings associated with dark personality may make up an affective core that perpetuates the attitudes and behaviors coinciding with socially aversive interpersonal styles. For CARE, this is congruent with expectations of the dark triad in terms of the empathic difficulties that are attached to it (Jonason, 2015; Jonason et al., 2013; Lowicki et al., 2017; Pajevic et al., 2018; Schimmenti et al., 2019). On the other hand, feelings of anger in most dark personality traits have not been emphasized with the same regularity. Further, anger is not often considered in establishing convergent and discriminant validity for trait models. Notable exceptions include the five-factor models of psychopathy and narcissism (Lynam & Miller, 2014; Miller et al., 2016). The ANGER/CARE associations demonstrate that these traits are important components of dark personality as a whole and perhaps that similar feelings should be considered for future trait development. That is, if these are primary factors in dark personality, then it is possible increased validity could be derived from partially integrating them within trait constructs. This also speaks to the utility of basic trait models in dark personality which utilize basic affective descriptors like anger/hostility and warmth (Lynam & Miller, 2014; Miller et al., 2016).

### *Psychopathy*

The relationships between the psychopathy factors and affective traits were largely undifferentiated. For example, differences between primary and secondary psychopathy—characterized by callousness and antisocial behavior, respectively—only emerged in relation to LUST when these traits were examined independently for the male and female groups. The positive relationships between secondary psychopathy and LUST for females may reflect a motivational aspect of the short-term mating strategies that those high in psychopathy often pursue (Jonason et al., 2011; Jonason et al., 2009; Khan et al., 2017; Tsoukas et al., 2018). It may also suggest that the short-term mating strategies men high in psychopathy employ may not be driven by LUSTful feelings. Meaning that the low commitment, short-term, sexual relationships that people high in psychopathy engage in may be differentially motivated between the sexes. Two unsupported hypotheses were the predicted associations between secondary psychopathy and negative feelings. Even though ANGER was associated with secondary psychopathy, there was no relationship with SADNESS or FEAR. This contradicts the fear deficit hypothesis in psychopathy and calls into question the relationship between psychopathy and emotional disorders that are partially constituted by feelings of sadness (Love & Holder, 2014).

### *Narcissism*

The two factors of narcissism were mostly differentiated by positive and negative feelings. When taking sex into account, grandiose narcissism—the factor reflecting an outgoing attitude—was positively associated with all positive affective traits except for CARE, whereas it was negatively associated with all other negative affective traits except for ANGER. Conversely, vulnerable narcissism showed the expected positive correlations with

all negative affective traits and negative associations with all positive affective traits except LUST. These findings were consistent with what is typically found in narcissistic personality (Czarna et al., 2018). Interestingly, SEEKING showed significant relationships with both factors of narcissism, but it is unclear as to what this means. It could be that this reflects the tendency for grandiose narcissism to involve more approach-like behavior and for vulnerable narcissism to involve more withdraw-like behavior. Grandiose narcissism was also the only dark trait not correlated with CARE or ANGER when taking sex into account, which suggested that the socially aversive aspects of this trait may not be related to caring or angry feelings. It also insinuates that the prior relationships found between CARE, ANGER, and narcissism may have been driven by sex differences (Sariyska et al., 2019; Sauls & Zeigler-Hill, 2020). Moreover, it is worth mentioning that in this sample the usual pattern of men being higher in grandiose narcissism was not replicated and did not reflect the diagnostic patterns that are found in clinical work (Green et al., 2021).

### ***Machiavellianism***

Since Machiavellianism is not generally thought of in emotional terms, the findings for this trait are mostly novel. Machiavellian tactics did not appear to involve many feeling tendencies apart from the previously mentioned relationships with CARE and ANGER. However, Machiavellian views did show a positive relationship with FEAR and a negative relationship with PLAY. The relationship with FEAR is congruent with findings that showed Machiavellianism is associated with neuroticism and anxiety (Al Ain et al., 2013; Monaghan et al., 2018). The relationship with PLAY also makes sense in that cynical views of the world may not be conducive to experiencing joy.

### ***Sadism and Spitefulness***

Sadism initially differentiated itself from other dark traits showing a negative relationship with PLAY and a positive relationship with LUST. However, these relationships did not persist when controlling for sex, indicating that these were spurious associations driven by group differences between the sexes on these traits. Since trait sadism is often kept separate from sexual sadism, it makes sense here that LUST was not related to this construct. This provides further justification for keeping trait-sadism as a separate construct from sexual sadism. For spite, SEEKING and PLAY were the two associated affective traits besides ANGER and CARE. The meaning of these unexpected relationships is also unclear, but it may reflect the tendency spiteful persons not to explicitly seek out aggressive action toward others. Instead, their actions are often in response to those they feel deserve punishment (e.g., “There have been times when I was willing to suffer some small harm so that I could punish someone else who deserved it” or “If I am checking out at a store and I feel like the person in line behind me is rushing me, then I will sometimes slow down and take extra time to pay”).

### ***Limitations, Future Directions, and Conclusion***

As always, every study has its limitations. First, the nature of self-report commonplace in personality research may have provided an avenue for participants to respond in socially desirable ways. For instance, participants may not have wanted to endorse certain behaviors related to dark personality traits for fear of being seen as amoral. They also may not have wanted to honestly answer questions about sexual feelings due to societal expectations about promiscuity. Separately, even though the alpha level was reduced to .01 in this study, the large number of analyses may have inflated the type-I error rate and should be replicated in future studies to ensure consistent relationships (Shaffer, 1995). A third

limitation is reflected by the range of feelings investigated. While the seven basic affective traits investigated a broad range of feelings, there are many more feeling constructs that may be worth examining. For example, other overlooked feelings in dark personality research (e.g., regret) could serve further development in trait nomological networks. As mentioned previously, the ANPS has also not been subjected to an in-depth study establishing its convergent and discriminant validity with other scales that measure similar feelings. This could be useful in further developing the scale and differentiating its constructs from each other. Namely, researchers may want to continue investigating the close relationships between the FEAR and SADNESS constructs which maintain relatively high correlations in the full-length English version. A fifth limitation lies in the difficulty in drawing casual inferences from correlational data. Experimental studies could assist in further establishing the relationships among these affective traits and dark personality. Finally, the research here investigated how dark personalities feel in a general sense but may not say terribly much about how feelings motivate socially aversive behaviors within situational contexts. Future studies may want to see if these kinds of feelings motivate the actions manifested in socially aversive personalities. Even though there are instances where socially aversive behaviors seem to be motivated by anger and impulsivity, others have demonstrated that these behaviors can be preceded by positive feelings (Chester et al., 2018). Of course, this may well depend on the behavior and personality in question.

In sum, using an evolutionary framework, this study demonstrated the key finding that CARE and ANGER were core affective features in dark personality. Further, except for grandiose and vulnerable narcissism, there were no other traits that had clear affective patterns that differentiated them based on their facets. For example, there were no huge

differences between primary and secondary psychopathy apart from sex dependent relationships with LUST. Although empathy has been heavily implicated in dark personality, anger has been a less noticeable feature despite showing relationships of similar magnitude here. Thus, it may be that angry feelings should be treated as having similar value for socially aversive behaviors and attitudes. Studies interested in trait development and relationships among measures should consider CARE/ANGER as important affective features when investigating “dark” personality traits. That being said, the study also provided a good starting point for dark personality research—particularly, for the less popular traits—in continued efforts to illuminate the affective processes involved.

## References

- Abella, V., Panksepp, J., Manga, D., Bárcena, C., & Iglesias, J. A. (2011). Spanish validation of the affective neuroscience personality scales. *The Spanish Journal of Psychology*, *14*(2), 926–935. [https://doi.org/10.5209/rev\\_SJOP.2011.v14.n2.38](https://doi.org/10.5209/rev_SJOP.2011.v14.n2.38)
- Achterberg, E. J. M., van Swieten, M. M. H., Houwing, D. J., Trezza, V., & Vanderschuren, L. J. M. J. (2019). Opioid modulation of social play reward in juvenile rats. *Neuropharmacology*, *159*, 107332. <https://doi.org/10.1016/j.neuropharm.2018.09.007>
- Adolphs, R. (2017). How should neuroscience study emotions? By distinguishing emotion states, concepts, and experiences. *Social Cognitive and Affective Neuroscience*, *12*(1), 24–31. <https://doi.org/10.1093/scan/nsw153>
- Adolphs, R., & Anderson, D. J. (2018). *The neuroscience of emotion: A new synthesis*. Princeton University Press. <https://doi.org/10.23943/9781400889914>
- Adolphs, R., & Andler, D. (2018). Investigating emotions as functional states distinct from feelings. *Emotion Review*, *10*(3), 191–201. <https://doi.org/10.1177/1754073918765662>
- Al Aïn, S., Carré, A., Fantini-Hauwel, C., Baudouin, J.-Y., & Besche-Richard, C. (2013). What is the emotional core of the multidimensional Machiavellian personality trait? *Frontiers in Psychology*, *4*. <https://doi.org/10.3389/fpsyg.2013.00454>
- Alcaro, A., Huber, R., & Panksepp, J. (2007). Behavioral functions of the mesolimbic dopaminergic system: An affective neuroethological perspective. *Brain Research Reviews*, *56*(2), 283–321. <https://doi.org/10.1016/j.brainresrev.2007.07.014>

- Aleyasin, H., Flanigan, M. E., & Russo, S. J. (2018). Neurocircuitry of aggression and aggression seeking behavior: Nose poking into brain circuitry controlling aggression. *Current Opinion in Neurobiology*, *49*, 184–191.  
<https://doi.org/10.1016/j.conb.2018.02.013>
- Allport, G. W., & Odbert, H. S. (1936). Trait-names: A psycho-lexical study. *Psychological Monographs*, *47*(1), i–171. <https://doi.org/10.1037/h0093360>
- Alonso, L. (2007). Overview of key data from the European study of the epidemiology of mental disorders (ESEMeD). *Journal of Clinical Psychiatry*, *68*, 3–9.
- Al-Shawaf, L., Conroy-Beam, D., Asao, K., & Buss, D. M. (2015). Human emotions: An evolutionary psychological perspective. *Emotion Review*, *8*(2), 173–186.  
<https://doi.org/10.1177/1754073914565518>
- Al-Shawaf, L., Lewis, D. M. G., Barbaro, N. & Wehbe, Y. S. (2020) The products of evolution: Conceptual distinctions, evidentiary criteria, and empirical Examples. In T. K. Shackelford (Ed). *The SAGE handbook of evolutionary psychology (1st ed., pp. 487-513)*. SAGE Publications Ltd.
- American Psychiatric Association. (2013). *Diagnostic and statistical manual of mental disorders* (5th ed.). <https://doi-org.ezproxy.frederick.edu/10.1176/appi.books.9780890425596>
- Amiri, S. & Azad-Marzabadi, E. (2017). Validation of affective neuroscience personality scales in normal populations. *Neuropsychiatry and Neuropsychology*, *12*(3), 95-100.  
<https://doi.org/10.5114/nan.2017.71665>



- Anderson, D. J., & Adolphs, R. (2014). A framework for studying emotions across species. *Cell*, *157*(1), 187–200. <https://doi.org/10.1016/j.cell.2014.03.003>
- Ansah, G. N. (2014). Culture in Embodied Cognition: Metaphorical/Metonymic Conceptualizations of *FEAR* in Akan and English. *Metaphor and Symbol*, *29*(1), 44–58. <https://doi.org/10.1080/10926488.2014.859483>
- Ashton, M. C., & Lee, K. (2005). Honesty-humility, the big five, and the five-factor model. *Journal of Personality*, *73*(5), 1321–1354. <https://doi.org/10.1111/j.1467-6494.2005.00351.x>
- Bacon, S. (1620). *Novum Organum*. P. F. Collier.
- Bader, M., Hartung, J., Hilbig, B.E., Zettler, I., Moshagen, M., & Wilhelm, O. (2021) Themes of the dark core of personality. *Psychological Assessment*. *33*(6), 511-525.
- Barrett, F. S., Robins, R. W., & Janata, P. (2013). A brief form of the affective neuroscience personality scales. *Psychological Assessment*. *25*(3), 826-843
- Barrett, L. F. (2006). Are emotions natural kinds? *Perspectives on Psychological Science*, *1*(1), 28–58. <https://doi.org/10.1111/j.1745-6916.2006.00003.x>
- Barrett, L. F. (2017). *How emotions are made: The secret life of the brain*. Houghton Mifflin Harcourt.
- Barrett, L. F., Adolphs, R., Marsella, S., Martinez, A. M., & Pollak, S. D. (2019). Emotional expressions reconsidered: Challenges to inferring emotion from human facial movements. *Psychological Science in the Public Interest*, *20*(1), 1–68. <https://doi.org/10.1177/1529100619832930>

- Barry, T. D., Thompson, A., Barry, C. T., Lochman, J. E., Adler, K., & Hill, K. (2007). The importance of narcissism in predicting proactive and reactive aggression in moderately to highly aggressive children. *Aggressive Behavior, 33*(3), 185–197. <https://doi.org/10.1002/ab.20198>
- Baskin-Sommers, A. R., Curtin, J. J., & Newman, J. P. (2011). Specifying the attentional selection that moderates the fearlessness of psychopathic offenders. *Psychological Science, 22*(2), 226–234. <https://doi.org/10.1177/0956797610396227>
- Baxter, A. J., Patton, G., Scott, K. M., Degenhardt, L., & Whiteford, H. A. (2013). Global epidemiology of mental disorders: What are we missing? *PLoS ONE, 8*(6), e65514. <https://doi.org/10.1371/journal.pone.0065514>
- Baxter, A. J., Scott, K. M., Vos, T., & Whiteford, H. A. (2013). Global prevalence of anxiety disorders: A systematic review and meta-regression. *Psychological Medicine, 43*(5), 897–910. <https://doi.org/10.1017/S003329171200147X>
- Bennett, P. C., Rutter, N. J., Woodhead, J. K., & Howell, T. J. (2017). Assessment of domestic cat personality, as perceived by 416 owners, suggests six dimensions. *Behavioural Processes, 141*, 273–283. <https://doi.org/10.1016/j.beproc.2017.02.020>
- Berridge, K. C., & Robinson, T. E. (2016). Liking, wanting, and the incentive-sensitization theory of addiction. *American Psychologist, 71*(8), 670–679. <https://doi.org/10.1037/amp0000059>
- Berridge, K. C., Robinson, T. E., & Aldridge, J. W. (2009). Dissecting components of reward: ‘Liking’, ‘wanting’, and learning. *Current Opinion in Pharmacology, 9*(1), 65–73. <https://doi.org/10.1016/j.coph.2008.12.014>

- Bjørnebekk, G., & Diseth, Å. (2010). Approach and avoidance temperaments and achievement goals among children. *Personality and Individual Differences, 49*(8), 938–943. <https://doi.org/10.1016/j.paid.2010.07.034>
- Blair, C., Peters, R., & Granger, D. (2004). Physiological and neuropsychological correlates of approach/withdrawal tendencies in preschool: Further examination of the behavioral inhibition system/behavioral activation system scales for young children. *Developmental Psychobiology, 45*(3), 113–124. <https://doi.org/10.1002/dev.20022>
- Blanchard, D. C., & Blanchard, R. J. (2003). What can animal aggression research tell us about human aggression? *Hormones and Behavior, 44*(3), 171–177. [https://doi.org/10.1016/S0018-506X\(03\)00133-8](https://doi.org/10.1016/S0018-506X(03)00133-8)
- Blankenstein, K. R. (1969). Patterns of autonomic functioning in primary and secondary psychopaths. Unpublished Master's Thesis, University of Waterloo, Canada
- Bornstein, M. H., Putnick, D. L., Rigo, P., Esposito, G., Swain, J. E., Suwalsky, J. T. D., Su, X., Du, X., Zhang, K., Cote, L. R., De Pisapia, N., & Venuti, P. (2017). Neurobiology of culturally common maternal responses to infant cry. *Proceedings of the National Academy of Sciences, 114*(45). <https://doi.org/10.1073/pnas.1712022114>
- Bradshaw, J. W. S., McPherson, J. A., Casey, R. A., & Larter, I. S. (2002). Aetiology of separation-related behaviour in domestic dogs. *Veterinary Record, 151*(2), 43–46. <https://doi.org/10.1136/vr.151.2.43>
- Brook, M., Brieman, C. L., & Kosson, D. S. (2013). Emotion processing in Psychopathy Checklist — assessed psychopathy: A review of the literature. *Clinical Psychology Review, 33*(8), 979–995. <https://doi.org/10.1016/j.cpr.2013.07.008>

- Burgdorf, J., Brudzynski, S., & Moskal, J. (2020). Using rat ultrasonic vocalization to study the neurobiology of emotion: From basic science to the development of novel therapeutics for affective disorders. *Current Opinion in Neurobiology*, *60*, 192–200. <https://doi.org/10.1016/j.conb.2019.12.008>
- Buss, D. M. (1991). Evolutionary Personality Psychology. *Annual Review of Psychology*, *42*, 459–491.
- Buss, D. M. (2009). How Can Evolutionary Psychology Successfully Explain Personality and Individual Differences? *Perspectives on Psychological Science*, *4*(4), 359–366. <https://doi.org/10.1111/j.1745-6924.2009.01138.x>
- Buss, D. M., & Penke, L. (2015). Evolutionary personality psychology. In M. Mikulincer, P. R. Shaver, M. L. Cooper, & R. J. Larsen (Eds.), *APA handbook of personality and social psychology, Vol. 4. Personality processes and individual differences* (pp. 3–29). American Psychological Association. <https://doi.org/10.1037/14343-001>
- Bylsma, L. M., Gračanin, A., & Vingerhoets, A. J. J. M. (2019). The neurobiology of human crying. *Clinical Autonomic Research*, *29*(1), 63–73. <https://doi.org/10.1007/s10286-018-0526-y>
- Canli, T., & Gabrieli, J. D. E. (2004). Imaging gender differences in sexual arousal. *Nature Neuroscience*, *7*(4), 325–326. <https://doi.org/10.1038/nn0404-325>
- Cannon, W. B. (1927). The James-Lange theory of emotions: a critical examination and an alternative theory. *The American Journal of Psychology*, *39*, 106–124. <https://doi.org/10.2307/1415404>

- Carver, C. S., & White, T. L. (1994). Behavioral inhibition, behavioral activation, and affective responses to impending reward and punishment: The BIS/BAS Scales. *Journal of Personality and Social Psychology, 67*(2), 319–333.  
<https://doi.org/10.1037/0022-3514.67.2.319>
- Cattell, R. B. (1945). The description of personality: principles and findings in a factor analysis. *The American Journal of Psychology, 58*, 69–90.  
<https://doi.org/10.2307/1417576>
- Cattell, R. B. (1956). Validation and intensification of the Sixteen Personality Factor Questionnaire. *Journal of Clinical Psychology, 12*, 205–214.  
[https://doi.org/10.1002/1097-4679\(195607\)12:3<205::AID-JCLP2270120302>3.0.CO;2-0](https://doi.org/10.1002/1097-4679(195607)12:3<205::AID-JCLP2270120302>3.0.CO;2-0)
- Chester, D. S., DeWall, C. N., & Enjaian, B. (2018). Sadism and aggressive behavior: Inflicting pain to feel pleasure. *Personality and Social Psychology Bulletin, 1*–17.
- Chivers, M. L. (2005). A brief review and discussion of sex differences in the specificity of sexual arousal. *Sexual and Relationship Therapy, 20*(4), 377–390.  
<https://doi.org/10.1080/14681990500238802>
- Chivers, M. L., Rieger, G., Latty, E., & Bailey, J. M. (2004). A sex difference in the specificity of sexual arousal. *Psychological Science, 15*(11), 736–744.  
<https://doi.org/10.1111/j.0956-7976.2004.00750.x>
- Church, A. T., Alvarez, J. M., Mai, N. T. Q., French, B. F., Katigbak, M. S., & Ortiz, F. A. (2011). Are cross-cultural comparisons of personality profiles meaningful? Differential item and facet functioning in the Revised NEO Personality Inventory.

- Journal of Personality and Social Psychology*, 101(5), 1068–1089.  
<https://doi.org/10.1037/a0025290>
- Cleckley, H. (1941). *The mask of sanity; an attempt to reinterpret the so-called psychopathic personality*. Mosby.
- Cloninger, C. R. (1987). A systematic method for clinical description and classification of personality variants: A proposal. *Archives of General Psychiatry*, 44(6), 573.  
<https://doi.org/10.1001/archpsyc.1987.01800180093014>
- Cloninger, C.R. (1986) A unified biosocial theory of personality and its role in the development of anxiety states. *Psychiatric Developments*, 4(3), 167-226.
- Colder, C. R., & O'Connor, R. M. (2004). Gray's reinforcement sensitivity model and child psychopathology: Laboratory and questionnaire assessment of the BAS and BIS. *Journal of Abnormal Child Psychology*, 32(4), 435–451.  
<https://doi.org/10.1023/B:JACP.0000030296.54122.b6>
- Colder, C. R., Trucco, E. M., Lopez, H. I., Hawk, L. W., Read, J. P., Lengua, L. J., Weiczorek, W. F., & Eiden, R. D. (2011). Revised reinforcement sensitivity theory and laboratory assessment of BIS and BAS in children. *Journal of Research in Personality*, 45(2), 198–207. <https://doi.org/10.1016/j.jrp.2011.01.005>
- Cooke, D. J., Michie, C., & Skeem, J. (2007). Understanding the structure of the Psychopathy Checklist – Revised: An exploration of methodological confusion. *British Journal of Psychiatry*, 190(S49), s39–s50.  
<https://doi.org/10.1192/bjp.190.5.s39>

- Crivelli, C., & Fridlund, A. J. (2019). Inside-out: From basic emotions theory to the behavioral ecology view. *Journal of Nonverbal Behavior*, 43(2), 161–194.  
<https://doi.org/10.1007/s10919-019-00294-2>
- Czarna, A.Z., Zajenkowski, M., & Dufner, M. (2018). How Does it Feel to be a Narcissist? Narcissism and Emotions. In: Hermann, A., Brunell, A. & Foster, J. (Eds.) *The Handbook of Trait Narcissism: Key Advances, Research Methods, and Controversies*. Springer.
- Damasio, A. R. (1994) *Descartes' Error: Emotion, Reason, and the Human Brain*. G.P. Putnam.
- Damasio, A. R. (2018) *The Strange Order of Things: Life, Feeling, and the Making of Cultures*. Pantheon.
- Darwin, C. (1859) *On the origin of species by means of natural selection, or preservation of favoured races in the struggle for life*. John Murray.
- Darwin, C. (1872). *The expression of the emotions in man and animals*. John Murray.  
<https://doi.org/10.1037/10001-000>
- Davis, K. L., & Panksepp, J. (2011). The brain's emotional foundations of human personality and the Affective Neuroscience Personality Scales. *Neuroscience & Biobehavioral Reviews*, 35(9), 1946–1958. <https://doi.org/10.1016/j.neubiorev.2011.04.004>
- Davis, K. L., & Panksepp, J. (2018). *The emotional foundations of personality: A neurobiological and evolutionary approach*. W. W. Norton & Company.

- Davis, K. L., Panksepp, J., & Normansell, L. (2003). The affective neuroscience personality scales: Normative data and implications. *Neuropsychoanalysis*, *5*(1), 57–69.  
<https://doi.org/10.1080/15294145.2003.10773410>
- Davis, M., Walker, D. L., Miles, L., & Grillon, C. (2010). Phasic vs sustained fear in rats and humans: Role of the extended amygdala in fear vs anxiety. *Neuropsychopharmacology*, *35*(1), 105–135. <https://doi.org/10.1038/npp.2009.109>
- Dengerink, H., & Bertilson, H. (1975). Psychopathy and physiological arousal in an aggressive task. *Psychophysiology*, *12*(6), 682–684.
- Depue, R. A., & Collins, P. F. (1999). Neurobiology of the structure of personality: Dopamine, facilitation of incentive motivation, and extraversion. *Behavioral and Brain Sciences*, *22*(3), 491–569. <https://doi.org/10.1017/S0140525X99002046>
- Derry, K. L., Ohan, J. L., & Bayliss, D. M. (2019). Toward understanding and measuring grandiose and vulnerable narcissism within trait personality models. *European Journal of Psychological Assessment*, *35*(4), 498–511. <https://doi.org/10.1027/1015-5759/a000432>
- DeYoung, C. G., Quilty, L. C., & Peterson, J. B. (2007). Between facets and domains: 10 aspects of the Big Five. *Journal of Personality and Social Psychology*, *93*(5), 880–896. <https://doi.org/10.1037/0022-3514.93.5.880>
- Digman, J. M., & Takemoto-Chock, N. K. (1981). Factors in the natural language of personality: Re-analysis, comparison, and interpretation of six major studies. *Multivariate Behavioral Research*, *16*(2), 149–170.  
[https://doi.org/10.1207/s15327906mbr1602\\_2](https://doi.org/10.1207/s15327906mbr1602_2)



- Douglas, H., Bore, M. & Munro, D. (2012). Construct validity of a two-factor model of psychopathy. *Psychology*, 3, 243-248. 10.4236/psych.2012.33034
- Dutton, D. G. (2007). *The psychology of genocide, massacres, and extreme violence: Why "normal" people come to commit atrocities*. Praeger Security International.
- Edens, J. F., Marcus, D. K., Lilienfeld, S. O., & Poythress, N. G. (2006). Psychopathic, not psychopath: Taxometric evidence for the dimensional structure of psychopathy. *Journal of Abnormal Psychology*, 115(1), 131–144. <https://doi.org/10.1037/0021-843X.115.1.131>
- Egan, V., Chan, S., & Shorter, G. W. (2014). The Dark Triad, happiness and subjective well-being. *Personality and Individual Differences*, 67, 17–22. <https://doi.org/10.1016/j.paid.2014.01.004>
- Ekman, P. (1973). Universal facial expressions in emotion. *Studia Psychologica*, 15(2), 140–147.
- Ekman, P. (1992). An argument for basic emotions. *Cognition and Emotion*, 6(3-4), 169–200. <https://doi.org/10.1080/02699939208411068>
- Emmons, R. A. (1987). Narcissism: Theory and measurement. *Journal of Personality and Social Psychology*, 52(1), 11–17. <https://doi.org/10.1037/0022-3514.52.1.11>
- Evans, L., & Tully, R. J. (2016). The Triarchic Psychopathy Measure (TriPM): Alternative to the PCL-R? *Aggression and Violent Behavior*, 27, 79–86. <https://doi.org/10.1016/j.avb.2016.03.004>
- Evans, R., Lyons, M., Brewer, G., & Bethell, E. (2021). A domestic cat (*Felis silvestris catus*) model of triarchic psychopathy factors: Development and initial validation of

- the CAT-Tri+ questionnaire. *Journal of Research in Personality*, *95*, 104161.  
<https://doi.org/10.1016/j.jrp.2021.104161>
- Eysenck, H.J. (1967). *The biological basis of personality*. Thomas: Spring-field, Ill.
- Figueredo, A. J., Gladden, P., Vásquez, G., Wolf, P. S. A., & Jones, D. N. (2009).  
Evolutionary theories of personality. In P. J. Corr & G. Matthews (Eds.), *The Cambridge handbook of personality psychology* (pp. 265–274). Cambridge University Press. <https://doi.org/10.1017/CBO9780511596544.019>
- Figueredo, A. J., Sefcek, J. A., Vasquez, G., Brumbach, B. H., King, J. E., & Jacobs, W. J. (2005). Evolutionary Personality Psychology. In D. M. Buss (Ed.), *The handbook of evolutionary psychology* (pp. 851–877). John Wiley & Sons, Inc
- Fiske, A. P. (2020). The lexical fallacy in emotion research: Mistaking vernacular words for psychological entities. *Psychological Review*, *127*(1), 95–113.  
<https://doi.org/10.1037/rev0000174>
- Forth, A. (1992). Emotion and psychopathy: A three-component analysis. Unpublished doctoral dissertation, University of British Columbia.
- Fossati, A., Borroni, S., Eisenberg, N., & Maffei, C. (2010). Relations of proactive and reactive dimensions of aggression to overt and covert narcissism in nonclinical adolescents. *Aggressive Behavior*, *36*(1), 21–27. <https://doi.org/10.1002/ab.20332>
- Freed, P. J., Yanagihara, T. K., Hirsch, J., & Mann, J. J. (2009). Neural mechanisms of grief regulation. *Biological Psychiatry*, *66*(1), 33–40.  
<https://doi.org/10.1016/j.biopsych.2009.01.019>

- Freeman, H. D., & Gosling, S. D. (2010). Personality in nonhuman primates: A review and evaluation of past research. *American Journal of Primatology*, 72(8), 653–671.  
<https://doi.org/10.1002/ajp.20833>
- Freud, S. (1914). On narcissism: An introduction. In J. Strachey et al. (Ed.), *The Standard Edition of the Complete Psychological Works of Sigmund Freud, Volume XIV*. Hogarth Press.
- Fuchshuber, J., Hiebler-Ragger, M., Kresse, A., Kapfhammer, H.-P., & Unterrainer, H. F. (2019a). Do primary emotions predict psychopathological symptoms? A multigroup path analysis. *Frontiers in Psychiatry*, 10, 610.  
<https://doi.org/10.3389/fpsy.2019.00610>
- Fuchshuber, J., Hiebler-Ragger, M., Kresse, A., Kapfhammer, H.-P., & Unterrainer, H. F. (2019b). The influence of attachment styles and personality organization on emotional functioning after childhood trauma. *Frontiers in Psychiatry*, 10, 643.  
<https://doi.org/10.3389/fpsy.2019.00643>
- Furnham, A., Richards, S. C., & Paulhus, D. L. (2013). The Dark Triad of Personality: A 10 year review. *Social and Personality Psychology Compass*, 7(3), 199–216.  
<https://doi.org/10.1111/spc3.12018>
- German, D. C., & Manaye, K. F. (1993). Midbrain dopaminergic neurons (nuclei A8, A9, and A10): Three-dimensional reconstruction in the rat. *The Journal of Comparative Neurology*, 331(3), 297–309. <https://doi.org/10.1002/cne.903310302>
- Glover, N., Miller, J. D., Lynam, D. R., Crego, C., & Widiger, T. A. (2012). The Five-Factor Narcissism Inventory: A five-factor measure of narcissistic personality traits. *Journal*

- of Personality Assessment*, 94(5), 500–512.  
<https://doi.org/10.1080/00223891.2012.670680>
- Goldberg, L. R. (1990). An alternative "description of personality": The Big-Five factor structure. *Journal of Personality and Social Psychology*, 59(6), 1216–1229.  
<https://doi.org/10.1037/0022-3514.59.6.1216>
- Gordts, S., Uzieblo, K., Neumann, C., Van den Bussche, E., & Rossi, G. (2017). Validity of the Self-Report Psychopathy Scales (SRP-III Full and Short Versions) in a community sample. *Assessment*, 24(3), 308–325.  
<https://doi.org/10.1177/1073191115606205>
- Gosling, S. D. (2008). Personality in non-human animals: Animal personality. *Social and Personality Psychology Compass*, 2(2), 985–1001. <https://doi.org/10.1111/j.1751-9004.2008.00087.x>
- Gosling, S. D., & John, O. P. (1999). Personality dimensions in nonhuman animals: A cross-species review. *Current Directions in Psychological Science*, 8(3), 69–75.  
<https://doi.org/10.1111/1467-8721.00017>
- Gray, J. A. (1970). The psychophysiological basis of introversion-extraversion. *Behaviour Research and Therapy*, 8(3), 249–266. [https://doi.org/10.1016/0005-7967\(70\)90069-0](https://doi.org/10.1016/0005-7967(70)90069-0)
- Gray, J. A. (1987). *The psychology of fear and stress* (2nd ed.). Cambridge University Press.
- Green, A., MacLean, R., & Charles, K. (2021) Female narcissism: Assessment, aetiology and behavioral manifestations. *Psychological Reports*, 0(0), 1-32.  
<https://doi.org/10.1177/00332941211027322>

- Guerra, D. J., Colonnello, V., & Panksepp, J. (2011). The neurobiology of RAGE and anger & psychiatric implications with a focus on depression. In F. Pahlavan (Ed.), *Multiple facets of anger: Getting mad or restoring justice?* (pp. 45–79). Nova Science Publishers.
- Guerra, R. C., & White, B. A. (2017). Psychopathy and functions of aggression in emerging adulthood: Moderation by anger rumination and gender. *Journal of Psychopathology and Behavioral Assessment*, *39*(1), 35–45. <https://doi.org/10.1007/s10862-016-9563-9>
- Hagen, E. (2020, January 20). Is evolutionary psychology impossible?  
<https://grasshoppermouse.github.io/posts/2020-01-21-is-evolutionary-psychology-impossible/>
- Hagen, E.H. (2015). Evolutionary psychology and its critics. In D.M. Buss (Ed.). *The handbook of evolutionary psychology*. John Wiley & Sons, Inc.  
<https://doi.org/10.1002/9781119125563.evpsych104>
- Hampson, S. E., Goldberg, L. R., Vogt, T. M., & Dubanoski, J. P. (2006). Forty years on: Teachers' assessments of children's personality traits predict self-reported health behaviors and outcomes at midlife. *Health Psychology*, *25*(1), 57–64.  
<https://doi.org/10.1037/0278-6133.25.1.57>
- Hare, R. D. (1978). Psychopathy and electrodermal responses to nonsignal stimulation. *Biological Psychology*, *6*(4), 237–246. [https://doi.org/10.1016/0301-0511\(78\)90026-1](https://doi.org/10.1016/0301-0511(78)90026-1)
- Hare, R. D. (1980). A research scale for the assessment of psychopathy in criminal populations. *Personality and Individual Differences*, *1*(2), 111–119.  
[https://doi.org/10.1016/0191-8869\(80\)90028-8](https://doi.org/10.1016/0191-8869(80)90028-8)

- Hare, R. D. (1982). Psychopathy and the personality dimensions of psychoticism, extraversion and neuroticism. *Personality and Individual Differences*, 3(1), 35–42.  
[https://doi.org/10.1016/0191-8869\(82\)90072-1](https://doi.org/10.1016/0191-8869(82)90072-1)
- Hare, R. D., & Quinn, M. J. (1971). Psychopathy and autonomic conditioning. *Journal of Abnormal Psychology*, 77(3), 223–235. <https://doi.org/10.1037/h0031012>
- Hare, R. D., & Thorvaldson, S. A. (1970). Psychopathy and response to electrical stimulation. *Journal of Abnormal Psychology*, 76(3, Pt.1), 370–374.  
<https://doi.org/10.1037/h0030276>
- Hare, R. D., Harpur, T. J., Hakstian, A. R., Forth, A. E., Hart, S. D., & Newman, J. P. (1990). The revised psychopathy checklist: Reliability and factor structure. *Journal of Consulting and Clinical Psychology*, 2, 338–341.
- Hare, R., Frazelle, & Cox, D. (1978). Psychopathy and physiological responses to threat of an aversive stimulus. *Psychophysiology*, 15(2), 165–172.
- Hashikawa, K., Hashikawa, Y., Falkner, A., & Lin, D. (2016). The neural circuits of mating and fighting in male mice. *Current Opinion in Neurobiology*, 38, 27–37.  
<https://doi.org/10.1016/j.conb.2016.01.006>
- Henrich, J., Heine, S. J., & Norenzayan, A. (2010) The weirdest people in the world? *Behavioral and Brain Sciences*, 33(2), 61-83.  
<https://doi.org/10.1017/S0140525X0999152X>
- Hicks, B. M., & Patrick, C. J. (2006). Psychopathy and negative emotionality: Analyses of suppressor effects reveal distinct relations with emotional distress, fearfulness, and

- anger-hostility. *Journal of Abnormal Psychology*, 115(2), 276–287.  
<https://doi.org/10.1037/0021-843X.115.2.276>
- Hofer, M. A., Masmela, J. R., Brunelli, S. A., & Shair, H. N. (1998). The ontogeny of maternal potentiation of the infant rats' isolation call. *Developmental Psychobiology*, 33(3), 189–201. [https://doi.org/10.1002/\(SICI\)1098-2302\(199811\)33:3<189::AID-DEV1>3.0.CO;2-N](https://doi.org/10.1002/(SICI)1098-2302(199811)33:3<189::AID-DEV1>3.0.CO;2-N)
- Holley, A., Bellevue, S., Vosberg, D., Wenzel, K., Roorda, S., & Pfaus, J. G. (2015). The role of oxytocin and vasopressin in conditioned mate guarding behavior in the female rat. *Physiology & Behavior*, 144, 7–14. <https://doi.org/10.1016/j.physbeh.2015.02.039>
- Holmes, L., Watts-Overall, T. M., Slettevold, E., Gruia, D. C., Raines, J., & Rieger, G. (2021). Sexual orientation, sexual arousal, and finger length ratios in women. *Archives of Sexual Behavior*, 50(8), 3419–3432. <https://doi.org/10.1007/s10508-021-02095-5>
- Hoppenbrouwers, S. S., Bulten, B. H., & Brazil, I. A. (2016). Parsing fear: A reassessment of the evidence for fear deficits in psychopathy. *Psychological Bulletin*, 142(6), 573–600. <https://doi.org/10.1037/bul0000040>
- Hudziak, J. J., Achenbach, T. M., Althoff, R. R., & Pine, D. S. (2007). A dimensional approach to developmental psychopathology. *International Journal of Methods in Psychiatric Research*, 16(S1), S16–S23. <https://doi.org/10.1002/mpr.217>
- Izard, C. E. (2007). Basic emotions, natural kinds, emotion schemas, and a new paradigm. *Perspectives on Psychological Science*, 2(3), 260–280. <https://doi.org/10.1111/j.1745-6916.2007.00044.x>

James, W. (1884). What is an emotion? *Mind*, 9(34), 188–205.

<http://www.jstor.org/stable/2246769>

Johansen, J. P., Cain, C. K., Ostroff, L. E., & LeDoux, J. E. (2011). Molecular mechanisms of fear learning and memory. *Cell*, 147(3), 509–524.

<https://doi.org/10.1016/j.cell.2011.10.009>

Johnson, L. K., Plouffe, R. A., & Saklofske, D. H. (2019). Subclinical sadism and the dark triad: Should there be a dark tetrad? *Journal of Individual Differences*, 40(3), 127–133. <https://doi.org/10.1027/1614-0001/a000284>

Jonason, P. K., & Krause, L. (2013). The emotional deficits associated with the Dark Triad traits: Cognitive empathy, affective empathy, and alexithymia. *Personality and Individual Differences*, 55(5), 532–537. <https://doi.org/10.1016/j.paid.2013.04.027>

Jonason, P. K., & Kroll, C. H. (2015). A multidimensional view of the relationship between empathy and the dark triad. *Journal of Individual Differences*, 36(3), 150–156. <https://doi.org/10.1027/1614-0001/a000166>

Jonason, P. K., Li, N. P., Webster, G. D., & Schmitt, D. P. (2009). The dark triad: Facilitating a short-term mating strategy in men. *European Journal of Personality*, 23(1), 5–18. <https://doi.org/10.1002/per.698>

Jonason, P. K., Valentine, K. A., Li, N. P., & Harbeson, C. L. (2011). Mate-selection and the Dark Triad: Facilitating a short-term mating strategy and creating a volatile environment. *Personality and Individual Differences*, 51(6), 759–763. <https://doi.org/10.1016/j.paid.2011.06.025>



Karterud, S., Pedersen, G., Johansen, M., Wilberg, T., Davis, K., & Panksepp, J. (2016).

Primary emotional traits in patients with personality disorders: Primary emotions and personality disorders. *Personality and Mental Health, 10*(4), 261–273.

<https://doi.org/10.1002/pmh.1345>

Kaufman, S. B., Weiss, B., Miller, J. D., & Campbell, W. K. (2020). Clinical correlates of

vulnerable and grandiose narcissism: A personality perspective. *Journal of*

*Personality Disorders, 34*(1), 107–130. [https://doi.org/10.1521/pedi\\_2018\\_32\\_384](https://doi.org/10.1521/pedi_2018_32_384)

Keats, J. (1848) *Life, letters, and literary remains, of John Keats*. HardPress.

Khan, R., Brewer, G., Kim, S., & Centifanti, L. C. M. (2017). Students, sex, and

psychopathy: Borderline and psychopathy personality traits are differently related to women and men's use of sexual coercion, partner poaching, and promiscuity.

*Personality and Individual Differences, 107*, 72–77.

<https://doi.org/10.1016/j.paid.2016.11.027>

Kim, P., Feldman, R., Mayes, L. C., Eicher, V., Thompson, N., Leckman, J. F., & Swain, J.

E. (2011). Breastfeeding, brain activation to own infant cry, and maternal sensitivity:

Breastfeeding, brain, and maternal sensitivity. *Journal of Child Psychology and*

*Psychiatry, 52*(8), 907–915. <https://doi.org/10.1111/j.1469-7610.2011.02406.x>

Knežević, G., Lazarević, L. B., Montag, C., & Davis, K. (2020). Relations between lexical

and biological perspectives on personality: New evidence based on HEXACO and affective neuroscience theory. *Journal of Personality Assessment, 102*(3), 325–336.

<https://doi.org/10.1080/00223891.2018.1553782>

- Knoth, R., Boyd, K., & Singer, B. (1988). Empirical tests of sexual selection theory: Predictions of sex differences in onset, intensity, and time course of sexual arousal. *Journal of Sex Research, 24*, 73–89.
- Kohl, J., Autry, A. E., & Dulac, C. (2017). The neurobiology of parenting: A neural circuit perspective. *BioEssays, 39*(1), e201600159. <https://doi.org/10.1002/bies.201600159>
- Kohut, H. (1966). Forms and transformations of narcissism. *Journal of the American Psychoanalytic Association, 14*(2), 243–272.  
<https://doi.org/10.1177/000306516601400201>
- Kotov, R., Krueger, R. F., Watson, D., Achenbach, T. M., Althoff, R. R., Bagby, R. M., Brown, T. A., Carpenter, W. T., Caspi, A., Clark, L. A., Eaton, N. R., Forbes, M. K., Forbush, K. T., Goldberg, D., Hasin, D., Hyman, S. E., Ivanova, M. Y., Lynam, D. R., Markon, K., ... Zimmerman, M. (2017). The Hierarchical Taxonomy of Psychopathology (HiTOP): A dimensional alternative to traditional nosologies. *Journal of Abnormal Psychology, 126*(4), 454–477.  
<https://doi.org/10.1037/abn0000258>
- Krizan, Z., & Johar, O. (2015). Narcissistic rage revisited. *Journal of Personality and Social Psychology, 108*(5), 784–801. <https://doi.org/10.1037/pspp0000013>
- Krueger, R. F., Markon, K. E., Patrick, C. J., & Iacono, W. G. (2005). Externalizing psychopathology in adulthood: A dimensional-spectrum conceptualization and its implications for DSM-V. *Journal of Abnormal Psychology, 114*(4), 537–550.  
<https://doi.org/10.1037/0021-843X.114.4.537>

- Lake, A. J., Baskin-Sommers, A. R., Li, W., Curtin, J. J., & Newman, J. P. (2011). Evidence for unique threat-processing mechanisms in psychopathic and anxious individuals. *Cognitive, Affective, & Behavioral Neuroscience, 11*(4), 451–462.  
<https://doi.org/10.3758/s13415-011-0041-2>
- Lebreton, J. M., Binning, J. F., & Adorno, A. J. (2006) Subclinical psychopaths. In M. Hersen & J. C. Thomas (Eds). *Comprehensive handbook of personality and psychopathology: Personality and everyday functioning* (pp.388-411). John Wiley & Sons.
- LeDoux, J. (2012). Rethinking the emotional brain. *Neuron, 73*(4), 653–676.  
<https://doi.org/10.1016/j.neuron.2012.02.004>
- LeDoux, J. E. (1996). *The emotional brain: The mysterious underpinnings of emotional life*. Simon & Schuster.
- LeDoux, J. E. (2014). Coming to terms with fear. *Proceedings of the National Academy of Sciences, 111*(8), 2871–2878. <https://doi.org/10.1073/pnas.1400335111>
- LeDoux, J. E., & Pine, D. S. (2016). Using neuroscience to help understand fear and anxiety: A two-system framework. *American Journal of Psychiatry, 173*(11), 1083–1093.  
<https://doi.org/10.1176/appi.ajp.2016.16030353>
- LeDoux, J.E. (1994) Emotion, memory, and the brain. *Scientific American, 270*, 50-57
- Leventhal, H., & Scherer, K. (1987). The relationship of emotion to cognition: A functional approach to a semantic controversy. *Cognition and Emotion, 1*(1), 3–28.  
<https://doi.org/10.1080/02699938708408361>

- Lewis, D. M. G., Al-Shawaf, L., & Buss, D. M. (2020) Evolutionary personality psychology. In Corr, P. J. & Mathews, G. (Eds), *The Cambridge Handbook of Personality* (pp. 265-275)
- Lewis, D. M. G., Al-Shawaf, L., Conroy-Beam, D., Asao, K., & Buss, D. M. (2017). Evolutionary psychology: A how-to guide. *American Psychologist*, 72(4), 353–373. <https://doi.org/10.1037/a0040409>
- Lim, N. (2016). Cultural differences in emotion: Differences in emotional arousal level between the East and the West. *Integrative Medicine Research*, 5(2), 105–109. <https://doi.org/10.1016/j.imr.2016.03.004>
- Lindquist, K. A., Siegel, E. H., Quigley, K. S., & Barrett, L. F. (2013). The hundred-year emotion war: Are emotions natural kinds or psychological constructions? Comment on Lench, Flores, and Bench (2011). *Psychological Bulletin*, 139(1), 255–263. <https://doi.org/10.1037/a0029038>
- Love, A. B., & Holder, M. D. (2014). Psychopathy and subjective well-being. *Personality and Individual Differences*, 66, 112–117. <https://doi.org/10.1016/j.paid.2014.03.033>
- Lowicki, P., & Zajenkowski, M. (2015). No empathy for people nor for god: The relationship between the Dark Triad, religiosity and empathy. *Personality and Individual Differences*, 5.
- Lukaszewski, A. W., Lewis, D. M. G., Durkee, P. K., Sell, A. N., Sznycer, D., & Buss, D. M. (2020). An Adaptationist Framework for Personality Science. *European Journal of Personality*, 34(6), 1151–1174. <https://doi.org/10.1002/per.2292>

- Lykken, D. T. (1957). A study of anxiety in the sociopathic personality. *The Journal of Abnormal and Social Psychology, 55*(1), 6–10. <https://doi.org/10.1037/h0047232>
- Lynam, D. R., & Miller, J. D. (2015). Psychopathy from a basic trait perspective: The utility of a Five-Factor Model approach: FFM psychopathy. *Journal of Personality, 83*(6), 611–626. <https://doi.org/10.1111/jopy.12132>
- Mac Cionnaith, C. E., Lemay, A., Gomez-Perales, E. L., Robert, G., Cernik, R., Brake, W. G., & Pfaus, J. G. (2020). Fos expression is increased in oxytocin neurons of female rats with a sexually conditioned mate preference for an individual male rat. *Hormones and Behavior, 117*, 104612. <https://doi.org/10.1016/j.yhbeh.2019.104612>
- Machiavelli, N. (1981). *The prince*. Penguin Books.
- Malcolm-Smith, S., Thomas, K. G. F., Ipser, J., Stein, D., van Honk, J., & Solms, M. (2013). Opioid function is dysregulated subsequent to early social trauma: healthy young adults' response to a buprenorphine challenge. *Neuropsychoanalysis, 15*(2), 127–143. <https://doi.org/10.1080/15294145.2013.10799826>
- Marcus, D. K., & Norris, A. L. (2016). Spite. In V. Zeigler-Hill & D. K. Marcus (Eds.), *The dark side of personality: Science and practice in social, personality, and clinical psychology* (pp. 121–133). American Psychological Association. <https://doi.org/10.1037/14854-007>
- Marcus, D. K., & Zeigler-Hill, V. (2015). A big tent of dark personality traits. *Social and Personality Psychology Compass, 9*(8), 434–446. <https://doi.org/10.1111/spc3.12185>

- Marengo, D., Davis, K. L., Gradwohl, G. Ö., & Montag, C. (2021). A meta-analysis on individual differences in primary emotional systems and Big Five personality traits. *Scientific Reports*, *11*(1), 7453. <https://doi.org/10.1038/s41598-021-84366-8>
- McCrae, R. R., & Costa, P. T. (1987). Validation of the five-factor model of personality across instruments and observers. *Journal of Personality and Social Psychology*, *52*(1), 81–90. <https://doi.org/10.1037/0022-3514.52.1.81>
- Međedović, J. (2017). Aberrations in emotional processing of violence-dependent stimuli are the core features of sadism. *Motivation and Emotion*, *41*(2), 273–283. <https://doi.org/10.1007/s11031-016-9596-0>
- Međedović, J. (2017). Aberrations in emotional processing of violence-dependent stimuli are the core features of sadism. *Motivation and Emotion*, *41*(2), 273–283. <https://doi.org/10.1007/s11031-016-9596-0>
- Michalski, R. L., & Shackelford, T. K. (2010). Evolutionary personality psychology: Reconciling human nature and individual differences. *Personality and Individual Differences*, *48*(5), 509–516. <https://doi.org/10.1016/j.paid.2009.10.027>
- Miller, J. D., & Lynam, D. R. (2015). Understanding psychopathy using the basic elements of personality. *Social and Personality Psychology Compass*, *9*(5), 223–237. <https://doi.org/10.1111/spc3.12170>
- Miller, J. D., Back, M. D., Lynam, D. R., & Wright, A. G. C. (2021). Narcissism today: what we know and what we need to learn. *Current Directions in Psychological Science*, *30*(6), 519–525. <https://doi.org/10.1177/09637214211044109>

Miller, J. D., Hoffman, B. J., Gaughan, E. T., Gentile, B., Maples, J., & Keith Campbell, W.

(2011). Grandiose and vulnerable narcissism: A nomological network analysis:

variants of narcissism. *Journal of Personality*, *79*(5), 1013–1042.

<https://doi.org/10.1111/j.1467-6494.2010.00711.x>

Miller, J. D., Lynam, D. R., Hyatt, C. S., & Campbell, W. K. (2017). Controversies in

narcissism. *Annual Review of Clinical Psychology*, *13*(1), 291–315.

<https://doi.org/10.1146/annurev-clinpsy-032816-045244>

Miller, J. D., Lynam, D. R., McCain, J. L., Few, L. R., Crego, C., Widiger, T. A., &

Campbell, W. K. (2016). Thinking structurally about narcissism: An examination of

the Five-Factor Narcissism Inventory and its components. *Journal of Personality*

*Disorders*, *30*(1), 1–18. [https://doi.org/10.1521/pedi\\_2015\\_29\\_177](https://doi.org/10.1521/pedi_2015_29_177)

Miller, J. D., Lynam, D. R., Siedor, L., Crowe, M., & Campbell, W. K. (2018). Consensual

lay profiles of narcissism and their connection to the Five-Factor Narcissism

Inventory. *Psychological Assessment*, *30*(1), 10–18.

<https://doi.org/10.1037/pas0000460>

Mobbs, D., Petrovic, P., Marchant, J. L., Hassabis, D., Weiskopf, N., Seymour, B., Dolan, R.

J., & Frith, C. D. (2007). When fear is near: Threat imminence elicits prefrontal-

periaqueductal gray shifts in humans. *Science*, *317*(5841), 1079–1083.

<https://doi.org/10.1126/science.1144298>

Mobbs, D., Yu, R., Rowe, J. B., Eich, H., FeldmanHall, O., & Dalgleish, T. (2010) Neural

activity associated with monitoring the oscillating threat value of a tarantula.

- Proceedings of the National Academy of Sciences*, 107(47), 20582–20586.  
<https://doi.org/10.1073/pnas.1009076107>
- Monaghan, C., Bizumic, B., & Sellbom, M. (2018). Nomological network of two-dimensional Machiavellianism. *Personality and Individual Differences*, 130, 161–173. <https://doi.org/10.1016/j.paid.2018.03.047>
- Monaghan, C., Bizumic, B., Williams, T., & Sellbom, M. (2020). Two-dimensional Machiavellianism: Conceptualization, theory, and measurement of the views and tactics dimensions. *Psychological Assessment*, 32(3), 277–293.  
<https://doi.org/10.1037/pas0000784>
- Montag, C., & Davis, K. L. (2018). Affective neuroscience theory and personality: An update. *Personality Neuroscience*, 1, e12. <https://doi.org/10.1017/pen.2018.10>
- Montag, C., & Panksepp, J. (2017). Primary emotional systems and personality: An evolutionary Perspective. *Frontiers in Psychology*, 8.  
<https://doi.org/10.3389/fpsyg.2017.00464>
- Montag, C., Elhai, J. D., & Davis, K. L. (2021). A comprehensive review of studies using the Affective Neuroscience Personality Scales in the psychological and psychiatric sciences. *Neuroscience & Biobehavioral Reviews*, 125, 160–167.  
<https://doi.org/10.1016/j.neubiorev.2021.02.019>
- Montag, C., Hahn, E., Reuter, M., Spinath, F. M., Davis, K., & Panksepp, J. (2016). The Role of nature and nurture for individual differences in primary emotional systems: Evidence from a twin study. *PLOS ONE*, 11(3), e0151405.  
<https://doi.org/10.1371/journal.pone.0151405>



- Montag, C., Sindermann, C., Becker, B., & Panksepp, J. (2016). An affective neuroscience framework for the molecular study of internet addiction. *Frontiers in Psychology, 7*.  
<https://doi.org/10.3389/fpsyg.2016.01906>
- Montag, C., Widenhorn-Müller, K., Panksepp, J., & Kiefer, M. (2017). Individual differences in Affective Neuroscience Personality Scale (ANPS) primary emotional traits and depressive tendencies. *Comprehensive Psychiatry, 73*, 136–142.  
<https://doi.org/10.1016/j.comppsy.2016.11.007>
- Moors, A., Ellsworth, P. C., Scherer, K. R., & Frijda, N. H. (2013). Appraisal theories of emotion: State of the art and future development. *Emotion Review, 5*(2), 119–124.  
<https://doi.org/10.1177/1754073912468165>
- Moshagen, M., Zettler, I., & Hilbig, B. E. (2020). Measuring the dark core of personality. *Psychological Assessment, 32*(2), 182–196. <https://doi.org/10.1037/pas0000778>
- Nell, V. (2006). Cruelty's rewards: The gratifications of perpetrators and spectators. *Behavioral and Brain Sciences, 29*(3), 211–224.  
<https://doi.org/10.1017/S0140525X06009058>
- Nelson, N. L., & Russell, J. A. (2013). Universality revisited. *Emotion Review, 5*, 8-15.
- Nettle, D. (2006). The evolution of personality variation in humans and other animals. *American Psychologist, 61*(6), 622–631. <https://doi.org/10.1037/0003-066X.61.6.622>
- Neumann, C. S., Hare, R. D., & Newman, J. P. (2007). The super-ordinate nature of the Psychopathy Checklist-Revised. *Journal of Personality Disorders, 21*(2), 102–117.  
<https://doi.org/10.1521/pedi.2007.21.2.102>

- Newman, J., & Brinkley, C. (1997). Reconsidering the low-fear explanation for primary psychopathy. *Psychological Inquiry*, 8(3), 236–260.
- Norman, W. T. (1963). Toward an adequate taxonomy of personality attributes: Replicated factor structure in peer nomination personality ratings. *The Journal of Abnormal and Social Psychology*, 66(6), 574–583. <https://doi.org/10.1037/h0040291>
- Numan & Insel (2003) *The neurobiology of parental behavior*. Springer New York.
- Ogloff, J. R. P. (2006). Psychopathy/antisocial personality disorder conundrum. *Australian & New Zealand Journal of Psychiatry*, 40(6–7), 519–528.  
<https://doi.org/10.1080/j.1440-1614.2006.01834.x>
- Ogloff, J., & Wong, S. (1990). Electrodermal and cardiovascular evidence of a coping response in psychopaths. *Criminal Justice and Behavior*, 17(2), 231–245.
- Oishi, Y., & Lazarus, M. (2017). The control of sleep and wakefulness by mesolimbic dopamine systems. *Neuroscience Research*, 118, 66–73.  
<https://doi.org/10.1016/j.neures.2017.04.008>
- Ordóñez-Gómez, J. D., Santillan-Doherty, A. M., & Hammerschmidt, K. (2019). Acoustic variation of spider monkey (*Ateles geoffroyi*) contact calls is related to caller isolation and affects listeners' responses. *PLOS ONE*, 14(4), e0213914.  
<https://doi.org/10.1371/journal.pone.0213914>
- Orri, M., Pingault, J.-B., Rouquette, A., Lalanne, C., Falissard, B., Herba, C., Côté, S. M., & Berthoz, S. (2017). Identifying affective personality profiles: A latent profile analysis of the Affective Neuroscience Personality Scales. *Scientific Reports*, 7(1), 4548.  
<https://doi.org/10.1038/s41598-017-04738-x>

- Ortony, A. (2021). Are all “basic emotions” emotions? A problem for the (basic) emotions construct. *Perspectives on Psychological Science*, *17*(1), 41–61.  
<https://doi.org/10.1177/1745691620985415>
- Özkarar-Gradwohl, F. G. (2019). Cross-cultural affective neuroscience. *Frontiers in Psychology*, *10*, 794. <https://doi.org/10.3389/fpsyg.2019.00794>
- Özkarar-Gradwohl, F.G., Panksepp, J., İçöz, F.J., Cetinkaya, H., Koksall, F., Davis, K. L., & Scherler, N. (2014) The influence of culture on basic affective systems: the comparison of Turkish and American norms on the affective neuroscience personality scales. *Culture and Brain*, *2*, 173–192. <https://doi.org/10.1007/s40167-014-0021-9>
- Pajević, M., Vukosavljević-Gvozden, T., Stevanović, N., & Neumann, C. S. (2018). The relationship between the Dark Tetrad and a two-dimensional view of empathy. *Personality and Individual Differences*, *123*, 125–130.  
<https://doi.org/10.1016/j.paid.2017.11.009>
- Panksepp, J. (1998). *Affective neuroscience: The foundations of human and animal emotions*. Oxford University Press
- Panksepp, J. (2003). Feeling the pain of social loss. *Science*, *302*(5643), 237–239.  
<https://doi.org/10.1126/science.1091062>
- Panksepp, J. (2005). Affective consciousness: Core emotional feelings in animals and humans. *Consciousness and Cognition*, *14*(1), 30–80.  
<https://doi.org/10.1016/j.concog.2004.10.004>
- Panksepp, J., & Biven, L. (2012). *The archaeology of mind: Neuroevolutionary origins of human emotion*. W. W. Norton & Company.

- Panksepp, J., & Moskal, J. (2008). Dopamine and SEEKING: Subcortical "reward" systems and appetitive urges. In A. J. Elliot (Ed.), *Handbook of approach and avoidance motivation* (pp. 67–87). Psychology Press.
- Panksepp, J., & Watt, D. (2011). Why does depression hurt? Ancestral primary-process separation-distress (PANIC/GRIEF) and diminished brain reward (SEEKING) processes in the genesis of depressive affect. *Psychiatry: Interpersonal and Biological Processes*, 74(1), 5–13. <https://doi.org/10.1521/psyc.2011.74.1.5>
- Panksepp, J., Fuchs, T., & Iacobucci, P. (2011). The basic neuroscience of emotional experiences in mammals: The case of subcortical FEAR circuitry and implications for clinical anxiety. *Applied Animal Behaviour Science*, 129(1), 1–17. <https://doi.org/10.1016/j.applanim.2010.09.014>
- Panksepp, J., Jalowiec, J. E., DeEsquinazi, F.G., & Bishop, P. (1985). Opiates and play dominance in juvenile rats. *Behavioral neuroscience*, 99(3), 441-453.
- Parrott, G. W. (2010). Ur-Emotions and your emotions: Reconceptualizing basic emotion. *Emotion Review*, 2(1), 14–21. <https://doi.org/10.1177/1754073909345547>
- Pascasio, L., Bembich, S., Nardone, I. B., Vecchiet, C., Guarino, G., & Clarici, A. (2015) validation of the Italian translation of the Affective Neuroscience Personality Scales. *Psychological Reports*. 116(1), 97-115.
- Patrick, C. J., Bradley, M. M., & Lang, P. J. (1993). Emotion in the criminal psychopath: Startle reflex modulation. *Journal of Abnormal Psychology*, 102(1), 82–92. <https://doi.org/10.1037/0021-843X.102.1.82>

- Patrick, C. J., Edens, J. F., Poythress, N. G., Lilienfeld, S. O., & Benning, S. D. (2006). Construct validity of the Psychopathic Personality Inventory two-factor model with offenders. *Psychological Assessment, 18*(2), 204–208. <https://doi.org/10.1037/1040-3590.18.2.204>
- Patrick, C. J., Hicks, B. M., Nichol, P. E., & Krueger, R. F. (2007). A bifactor approach to modeling the structure of the Psychopathy Checklist-Revised. *Journal of Personality Disorders, 21*(2), 118–141. <https://doi.org/10.1521/pedi.2007.21.2.118>
- Patterson, C. M. (1991). Emotion and interpersonal sensitivity in psychopaths. Unpublished dissertation. University of Wisconsin-Madison.
- Paulhus, D. L., & Dutton, D. G. (2016). Everyday sadism. In V. Zeigler-Hill & D. K. Marcus (Eds.), *The dark side of personality: Science and practice in social, personality, and clinical psychology* (pp. 109–120). American Psychological Association. <https://doi.org/10.1037/14854-006>
- Paulhus, D. L., Neumann, C. S., & Hare, R. D. (2016). *The SRP-4: Self-report psychopathy scale* (4th ed.). Multi-Health Systems
- Petrie, M. (2021). Evolution by sexual selection. *Frontiers in Ecology and Evolution, 9*, 786868. <https://doi.org/10.3389/fevo.2021.786868>
- Pfaff, D. W. (1999) *Drive: Neurobiological and molecular mechanisms of sexual motivation*. A Bradford Book.
- Pineles, S. L., Vogt, D. S., & Orr, S. P. (2009). Personality and fear responses during conditioning: Beyond extraversion. *Personality and Individual Differences, 46*(1), 48–53. <https://doi.org/10.1016/j.paid.2008.09.003>

- Pinker, S. (2011). *The better angels of our nature: Why violence has declined*. Viking.
- Pinker, S., & Bloom, P. (1990). Natural language and natural selection. *Behavioral and Brain Sciences*, *13*(4), 707–784. <https://doi.org/10.1017/S0140525X00081061>
- Plouffe, R. A., Saklofske, D. H., & Smith, M. M. (2017). The Assessment of Sadistic Personality: Preliminary psychometric evidence for a new measure. *Personality and Individual Differences*, *104*, 166–171. <https://doi.org/10.1016/j.paid.2016.07.043>
- Pontius, A. A. (2002). Impact of fear-inducing violence on neuropsychological visuo-spatial tests in warring hunter-gatherers: Analogies to violent Western environments. *Aggression and Violent Behavior*, *7*(1), 69–84. [https://doi.org/10.1016/S1359-1789\(00\)00037-9](https://doi.org/10.1016/S1359-1789(00)00037-9)
- Ramírez, J. M., & Andreu, J. M. (2006). Aggression, and some related psychological constructs (anger, hostility, and impulsivity): Some comments from a research project. *Neuroscience and Biobehavioral Reviews*, *30*(3), 276–291. <https://doi.org/10.1016/j.neubiorev.2005.04.015>
- Raskin, R. N., & Hall, C. S. (1979). A narcissistic personality inventory. *Psychological Reports*, *45*(2), 590. <https://doi.org/10.2466/pr0.1979.45.2.590>
- Réale, D., Dingemans, N. J., Kazem, A. J. N., & Wright, J. (2010). Introduction: Evolutionary and ecological approaches to the study of personality. *Philosophical Transactions: Biological Sciences*, *365*(1560), 3937–3946. <http://www.jstor.org/stable/25758958>
- Roberts, B. W., & Yoon, H. J. (2022). Personality psychology. *Annual Review of Psychology*, *73*, 489–516. <https://doi.org/10.1146/annurev-psych-020821-114927>

- Roberts, B. W., Kuncel, N. R., Shiner, R., Caspi, A., Goldberg, L. R. (2007) The power of personality: The comparative validity of personality traits, socioeconomic status, and cognitive ability for predicting important life outcomes. *Perspectives on Psychological Science*, 2(4), 313-245. <https://doi.org/10.1111/j.1745-6916.2007.00047.x>
- Rose, P. (2002). The happy and unhappy faces of narcissism. *Personality and Individual Differences*, 33(3), 379–392. [https://doi.org/10.1016/S0191-8869\(01\)00162-3](https://doi.org/10.1016/S0191-8869(01)00162-3)
- Royle, N. J., Smiseth, P. T. & Kolliker, M. (2012) *The evolution of parental care*. Oxford University Press.
- Rupp, H. A., & Wallen, K. (2008). Sex differences in response to visual sexual stimuli: A review. *Archives of Sexual Behavior*, 37(2), 206–218. <https://doi.org/10.1007/s10508-007-9217-9>
- Russell, J. A. (2003). Core affect and the psychological construction of emotion. *Psychological Review*, 110(1), 145–172. <https://doi.org/10.1037/0033-295X.110.1.145>
- Saad, G. (2020). The epistemology of evolutionary psychology offers a rapprochement to cultural psychology. *Frontiers in Psychology*, 11, <https://doi.org/10.3389/fpsyg.2020.579578>
- Sabini, J., & Silver, M. (2005). Ekman's basic emotions: Why not love and jealousy? *Cognition & Emotion*, 19(5), 693–712. <https://doi.org/10.1080/02699930441000481>
- Salekin, R. T., Chen, D. R., Sellbom, M., Lester, W. S., & MacDougall, E. (2014). Examining the factor structure and convergent and discriminant validity of the

- Levenson Self-Report Psychopathy Scale: Is the two-factor model the best fitting model? *Personality Disorders: Theory, Research, and Treatment*, 5(3), 289–304.  
<https://doi.org/10.1037/per0000073>
- Sariyska, R., Markett, S., Lachmann, B., & Montag, C. (2019). What does our personality say about our dietary choices? Insights on the associations between dietary habits, primary emotional systems and the Dark Triad of personality. *Frontiers in Psychology*, 10, 2591. <https://doi.org/10.3389/fpsyg.2019.02591>
- Sauls, D., & Zeigler-Hill, V. (2020). Basic emotional systems and narcissistic personality features: What is the emotional core of narcissism? *Personality and Individual Differences*, 162, Article 110032. <https://doi.org/10.1016/j.paid.2020.110032>
- Savitz, J., van der Merwe, L., & Ramesar, R. (2008a). Dysthymic and anxiety-related personality traits in bipolar spectrum illness. *Journal of Affective Disorders*, 109(3), 305–311. <https://doi.org/10.1016/j.jad.2007.12.006>
- Savitz, J., van der Merwe, L., & Ramesar, R. (2008b). Hypomanic, cyclothymic and hostile personality traits in bipolar spectrum illness: A family-based study. *Journal of Psychiatric Research*, 42(11), 920–929.  
<https://doi.org/10.1016/j.jpsychires.2007.10.011>
- Scarantino, A. (2009). Core affect and natural affective kinds. *Philosophy of Science*, 76(5), 940–957. <https://doi.org/10.1086/605816>
- Scarantino, A. (2015). Basic emotions, psychological construction, and the problem of variability. In L. F. Barrett & J. A. Russell (Eds.), *The psychological construction of emotion* (pp. 334–376). The Guilford Press.



- Scarantino, A., & Griffiths, P. (2011). Don't give up on basic emotions. *Emotion Review*, 3(4), 444–454. <https://doi.org/10.1177/1754073911410745>
- Schimmenti, A., Jonason, P. K., Passanisi, A., La Marca, L., Di Dio, N., & Gervasi, A. M. (2019). Exploring the dark side of personality: Emotional awareness, empathy, and the Dark Triad traits in an Italian sample. *Current Psychology*, 38(1), 100–109. <https://doi.org/10.1007/s12144-017-9588-6>
- Schmitt, D. P., & Pilcher, J. J. (2004). Evaluating evidence of psychological adaptation: How do we know one when we see one? *Psychological Science*, 15(10), 643–649. <https://doi.org/10.1111/j.0956-7976.2004.00734.x>
- Sedikides, C., Rudich, E. A., Gregg, A. P., Kumashiro, M., & Rusbult, C. (2004). Are normal narcissists psychologically healthy? Self-esteem matters. *Journal of Personality and Social Psychology*, 87(3), 400–416. <https://doi.org/10.1037/0022-3514.87.3.400>
- Seifritz, E., Esposito, F., Neuhoff, J. G., Lüthi, A., Mustovic, H., Dammann, G., von Bardeleben, U., Radue, E. W., Cirillo, S., Tedeschi, G., & Di Salle, F. (2003). Differential sex-independent amygdala response to infant crying and laughing in parents versus nonparents. *Biological Psychiatry*, 54(12), 1367–1375. [https://doi.org/10.1016/S0006-3223\(03\)00697-8](https://doi.org/10.1016/S0006-3223(03)00697-8)
- Shaffer, J. P. (1995). Multiple hypothesis testing. *Annual Review of Psychology*, 46, 561–584. <https://doi.org/10.1146/annurev.ps.46.020195.003021>
- Shaver, P. R., Wu, S., & Schwartz, J. C. (1992). Cross-cultural similarities and differences in emotion and its representation. In M. S. Clark (Ed.), *Emotion* (pp. 175–212). Sage Publications, Inc.

- Siegal, A. (2005) *The neurobiology of aggression and rage*. CRC Press.
- Siviy, S. M. (2016). A brain motivated to play: Insights into the neurobiology of playfulness. *Behaviour*, 153(6–7), 819–844. <https://doi.org/10.1163/1568539X-00003349>
- Siviy, S. M., & Panksepp, J. (2011). In search of the neurobiological substrates for social playfulness in mammalian brains. *Neuroscience & Biobehavioral Reviews*, 35(9), 1821–1830. <https://doi.org/10.1016/j.neubiorev.2011.03.006>
- Skinner, B. F. (1984). The evolution of behavior. *Journal of the Experimental Analysis of Behavior*, 41(2), 217–221. <https://doi.org/10.1901/jeab.1984.41-217>
- Smagin, G. N., Heinrichs, S. C., & Dunn, A. J. (2001). The role of CRH in behavioral responses to stress. *Peptides*, 22(5), 713–724. [https://doi.org/10.1016/S0196-9781\(01\)00384-9](https://doi.org/10.1016/S0196-9781(01)00384-9)
- Smith, S. E. (2019). Is evolutionary psychology possible? *Biological Theory*, 15(1), 39–49. <https://doi.org/10.1007/s13752-019-00336-4>
- Smither, R. (1993). Authoritarianism, dominance, and social behavior: A perspective from evolutionary personality psychology. *Human Relations*, 46(1).
- Somma, A., Borroni, S., Drislane, L. E., & Fossati, A. (2016). Assessing the triarchic model of psychopathy in adolescence: Reliability and validity of the Triarchic Psychopathy Measure (TriPM) in three samples of Italian community-dwelling adolescents. *Psychological Assessment*, 28(4), e36–e48. <https://doi.org/10.1037/pas0000184>
- Soto, C. J. (2019). How replicable are links between personality traits and consequential life outcomes? The life outcomes of personality replication project. *Psychological Science*, 30(5), 711–727. <https://doi.org/10.1177/0956797619831612>

- Spencer, H. (1864) *The principles of biology*. Williams and Norgate.
- Storengen, L. M., Boge, S. C. K., Strøm, S. J., Løberg, G., & Lingaas, F. (2014). A descriptive study of 215 dogs diagnosed with separation anxiety. *Applied Animal Behaviour Science*, *159*, 82–89. <https://doi.org/10.1016/j.applanim.2014.07.006>
- Storey, A. E., & Ziegler, T. E. (2016). Primate paternal care: Interactions between biology and social experience. *Hormones and Behavior*, *77*, 260–271. <https://doi.org/10.1016/j.yhbeh.2015.07.024>
- Suschinsky, K. D., & Lalumière, M. L. (2011). Category-specificity and sexual concordance: The stability of sex differences in sexual arousal patterns. *Canadian Journal of Human Sexuality*, *20*(3), 93–108.
- Suschinsky, K. D., Lalumière, M. L., & Chivers, M. L. (2009). Sex differences in patterns of genital sexual arousal: Measurement artifacts or true phenomena? *Archives of Sexual Behavior*, *38*(4), 559–573. <https://doi.org/10.1007/s10508-008-9339-8>
- Swain, J. E., Ho, S. S., Rosenblum, K. L., Morelen, D., Dayton, C. J., & Muzik, M. (2017). Parent–child intervention decreases stress and increases maternal brain activity and connectivity during own baby-cry: An exploratory study. *Development and Psychopathology*, *29*(2), 535–553. <https://doi.org/10.1017/S0954579417000165>
- Swain, J. E., Lorberbaum, J. P., Kose, S., & Strathearn, L. (2007). Brain basis of early parent?infant interactions: Psychology, physiology, and in vivo functional neuroimaging studies. *Journal of Child Psychology and Psychiatry*, *48*(3–4), 262–287. <https://doi.org/10.1111/j.1469-7610.2007.01731.x>

- Tooby, J., & Cosmides, L. (1990). On the universality of human nature and the uniqueness of the individual: the role of genetics and adaptation. *Journal of personality*, 58(1), 17–67. <https://doi.org/10.1111/j.1467-6494.1990.tb00907.x>
- Tooby, J., & Cosmides, L. (2008). The evolutionary psychology of the emotions and their relationship to internal regulatory variables. In M. Lewis, J. M. Haviland-Jones, & L. F. Barrett (Eds.), *Handbook of emotions* (pp. 114–137). The Guilford Press.
- Tooby, J., & Cosmides, L. (2015). The theoretical foundations of evolutionary psychology. In D. M. Buss (Ed.), *The Handbook of Evolutionary Psychology* (pp. 1–85). John Wiley & Sons, Inc. <https://doi.org/10.1002/9781119125563.evpsych101>
- Tsoukas, A., & March, E. (2018). Predicting short- and long-term mating orientations: The role of sex and the Dark Tetrad. *The Journal of Sex Research*, 55(9), 1206–1218. <https://doi.org/10.1080/00224499.2017.1420750>
- Tupes, E. C., & Christal, R. E. (1992). Recurrent personality factors based on trait ratings. *Journal of Personality*, 60(2), 225–251. <https://doi.org/10.1111/j.1467-6494.1992.tb00973.x>
- Turner, T. J., & Ortony, A. (1992). Basic emotions: Can conflicting criteria converge? *Psychological Review*, 99, 556–571.
- van der Westhuizen, D., & Solms, M. (2015). Social dominance and the Affective Neuroscience Personality Scales. *Consciousness and Cognition: An International Journal*, 33, 90–111. <https://doi.org/10.1016/j.concog.2014.12.005>

- Van Meter, A. R., & Youngstrom, E. A. (2015). A tale of two diatheses: Temperament, BIS, and BAS as risk factors for mood disorder. *Journal of Affective Disorders, 180*, 170–178. <https://doi.org/10.1016/j.jad.2015.03.053>
- Vanderschuren, L. (1997). The neurobiology of social play behavior in rats. *Neuroscience & Biobehavioral Reviews, 21*(3), 309–326. [https://doi.org/10.1016/S0149-7634\(96\)00020-6](https://doi.org/10.1016/S0149-7634(96)00020-6)
- Vanderschuren, L. J. M. J., Achterberg, E. J. M., & Trezza, V. (2016). The neurobiology of social play and its rewarding value in rats. *Neuroscience & Biobehavioral Reviews, 70*, 86–105. <https://doi.org/10.1016/j.neubiorev.2016.07.025>
- Vervoort, L., Vandeweghe, L., Vandewalle, J., Van Durme, K., Vandevivere, E., Wante, L., McIntosh, K., Verbeken, S., Moens, E., Goossens, L., & Braet, C. (2015). Measuring punishment and reward sensitivity in children and adolescents with a parent-report version of the Bis/Bas-scales. *Personality and Individual Differences, 87*, 272–277. <https://doi.org/10.1016/j.paid.2015.08.024>
- Weiss, A. (2017). Exploring factor space (and other adventures) with the Hominoid Personality Questionnaire. In J. Vonk, A. Weiss, & S. A. Kuczaj (Eds.), *Personality in nonhuman animals* (pp. 19–38). Springer International Publishing. [https://doi.org/10.1007/978-3-319-59300-5\\_2](https://doi.org/10.1007/978-3-319-59300-5_2)
- Wernicke, J., Li, M., Sha, P., Zhou, M., Sindermann, C., Becker, B., Kendrick, K. M., & Montag, C. (2019). Individual differences in tendencies to attention-deficit/hyperactivity disorder and emotionality: Empirical evidence in young healthy

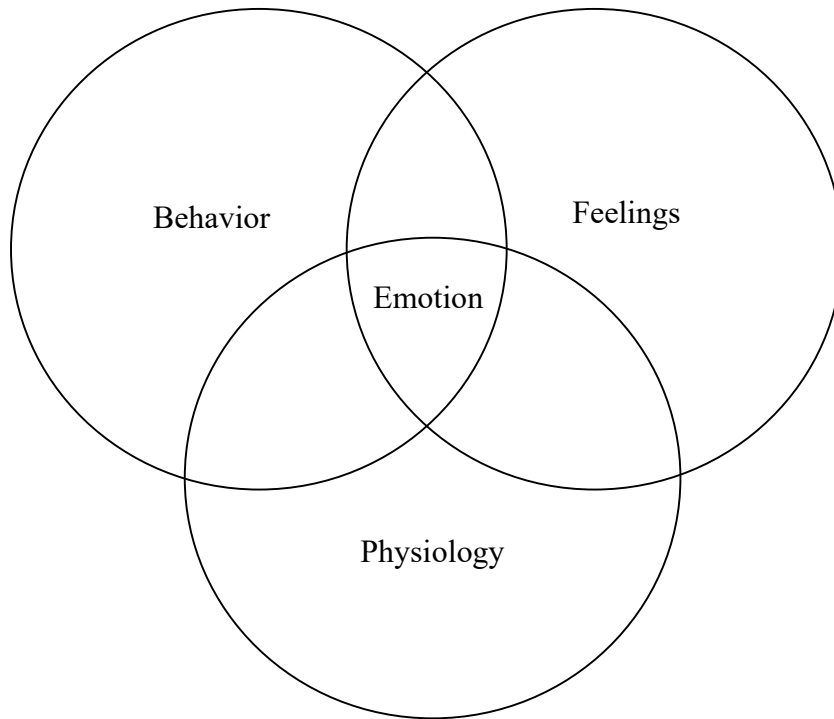
- adults from Germany and China. *ADHD Attention Deficit and Hyperactivity Disorders*, 11(2), 167–182. <https://doi.org/10.1007/s12402-018-0266-9>
- Willemsen, J., Vanheule, S., & Verhaeghe, P. (2011). Psychopathy and lifetime experiences of depression: Psychopathy and lifetime experiences of depression. *Criminal Behaviour and Mental Health*, 21(4), 279–294. <https://doi.org/10.1002/cbm.812>
- Williams, G. C. (1966) *Adaptation and Natural Selection*. Princeton University Press.
- Wilson, D. S., Hayes, S. C., Biglan, A., & Embry, D. D. (2014). Evolving the future: Toward a science of intentional change. *Behavioral and Brain Sciences*, 37(4), 395–416. <https://doi.org/10.1017/S0140525X13001593>
- Wilson, E. O. (1998). *Consilience: The unity of knowledge*. Knopf.
- Wilson, G. D., Gray, J. A., & Barrett, P. T. (1990). A factor analysis of the Gray–Wilson Personality Questionnaire. *Personality and Individual Differences*, 10, 1037–1045.
- Wright, E. M. (2009). The measurement of psychopathy: Dimensional and taxometric approaches. *International Journal of Offender Therapy and Comparative Criminology*, 53(4), 464–481. <https://doi.org/10.1177/0306624X08319416>
- Wright, J. S., & Panksepp, J. (2012). An evolutionary framework to understand foraging, wanting, and desire: The neuropsychology of the SEEKING system. *Neuropsychoanalysis*, 14(1), 5–39. <https://doi.org/10.1080/15294145.2012.10773683>
- Zajonc, R. B. (1980). Feeling and thinking: Preferences need no inferences. *American Psychologist*, 35(2), 151–175. <https://doi.org/10.1037/0003-066X.35.2.151>

Zeigler-Hill, V., & Marcus, D. K. (Eds.). (2016). *The dark side of personality: Science and practice in social, personality, and clinical psychology*. American Psychological Association. <https://doi.org/10.1037/14854-000>

Zupanèè, M., & Kavèè, T. (2003). The personality structure of toddlers and pre-school children as perceived by their kindergarten teachers. *Horizons of Psychology*, 12(1), 7–26.

**Appendix****Figure 1**

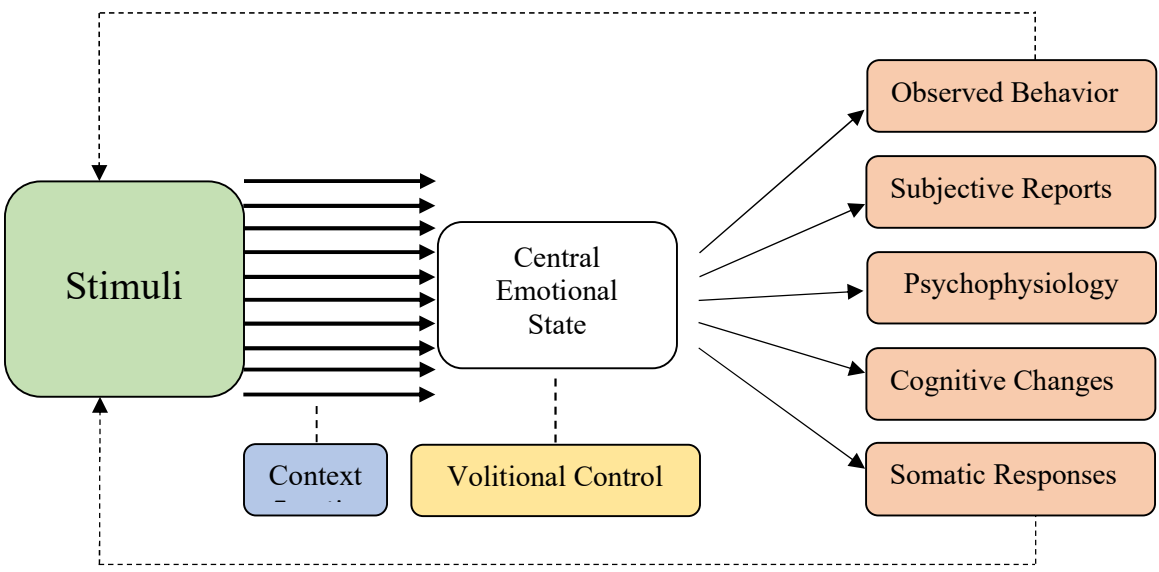
*Graphical Depiction of Combinatory Approaches to Emotional Theories*





**Figure 2**

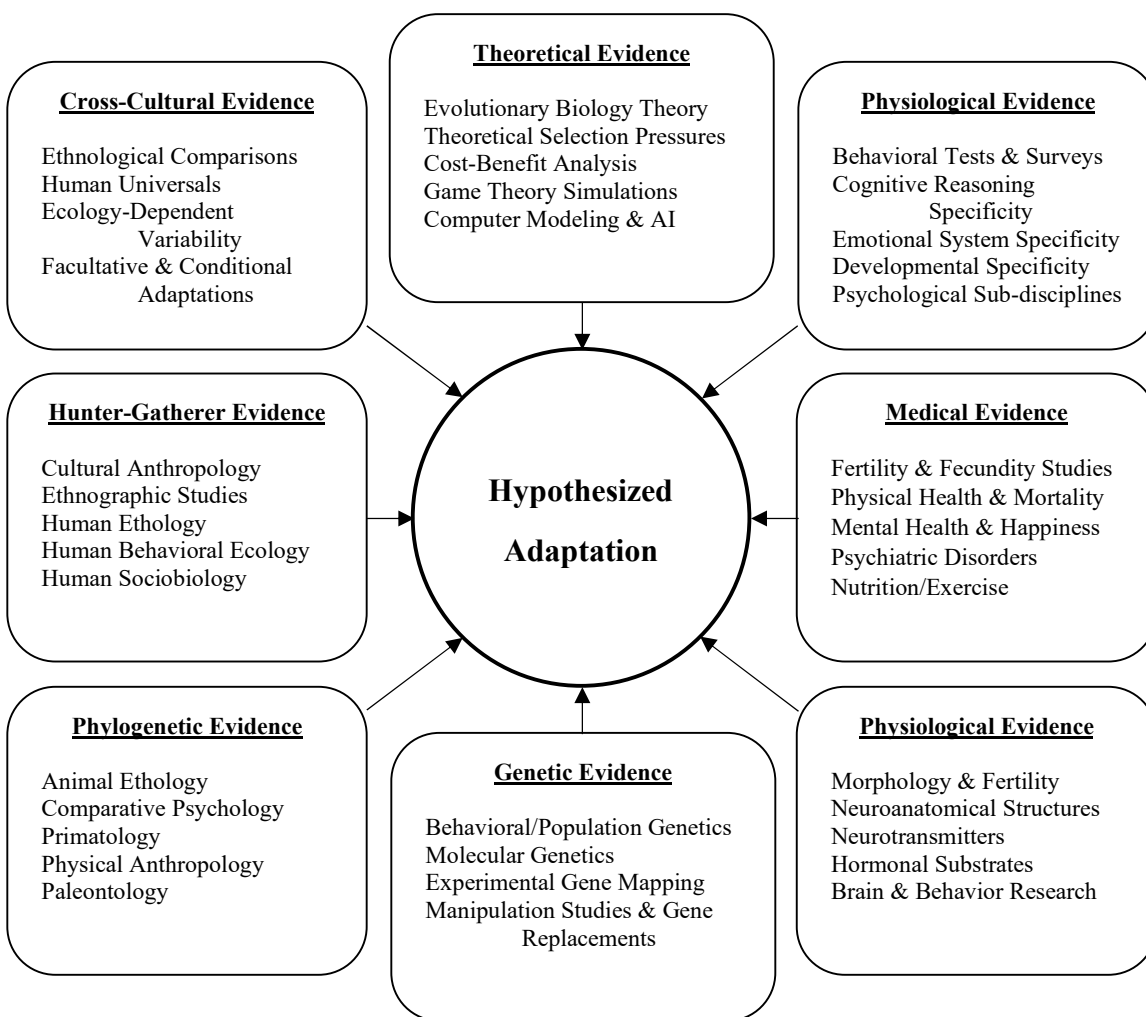
*Graphical Depiction of Emotion as a Functional State*



Adapted from Adolphs & Anderson, 2018

**Figure 3**

*Convergent Evidence Available for Testing Hypothesized Adaptations*



Adapted from Schmitt & Pilcher, 2004

**Table 1***Panksepp's Criteria for Defining Basic Emotional Brain Systems*

- 
1. Genetically predetermined subcortical circuits responding unconditionally via activation of sensory modalities to a discrete number of unconditioned stimuli that arise from major life threatening or reproductive circumstances.
  2. Ability to organize and coordinate various instinctual behaviors and unconditioned autonomic-visceral bodily responses.
  3. Ability to gate and change sensitivities of relevant sensory systems.
  4. Capacity for neural activity, from stimulation of circuits, that outlasts precipitating events.
  5. Ability to come under the conditional control of emotionally neutral environmental stimuli.
  6. Reciprocal interactive control of brain mechanisms that elaborate higher decision-making processes and consciousness
  7. Unique subjective valence
- 

Adapted from Panksepp, 1998

**Table 2***Key Brain Areas and Chemistries for Basic Emotional Systems*

| Basic Emotional Systems | Key Brain Areas  | Key Neuromodulators  |
|-------------------------|--|--|
| SEEKING/Interest        | Nucleus Accumbens – VTA;<br>Mesolimbic and mesocortical outputs; Lateral hypothalamus - PAG          | Dopamine (+); Glutamate (+);<br>Opioids (+); Neurtensin  |
| RAGE/Anger              | Medial amygdala to Bed Nucleus of Stria Terminalis (BNST); Medial and perifornical hypothalamus; PAG | Substance P (+); Acetylcholine (+);<br>Glutamate (+)   |
| FEAR/Anxiety            | Central and lateral amygdala to medial hypothalamus and dorsal PAG                                   | Glutamate (+); Diazepam Binding Inhibitor; Corticotrophin Releasing Factor; cholecystokinin, alpha-MSH; Neuropeptide Y |
| LUST/Sexuality          | Cortico-medial amygdala; BNST; preoptic and ventromedial hypothalamus; PAG                           | Steroids (+); Vasopressin; Oxytocin; Luteinizing Hormone-releasing Hormone (+); cholecystokinin (-)                    |
| CARE/Love               | Anterior cingulate, BNST; Preoptic area; VTA; PAG  | Oxytocin (+), prolactin (+);<br>Dopamine (+); opioids (+/-)  |
| PANIC/Sadness           | Anterior cingulate; BNST; preoptic area; Dorsomedial thalamus; PAG                                   | Opioids (+/-); oxytocin (-) Prolactin (-); CRF (+); Glutamate (+)  |
| PLAY/Joy                | Dorso-meidal diencephalon; perifascicular area; PAG  | Opioids (+/-); Glutamate (+);<br>Acetylcholine (+)   |

Adapted from Panksepp, 2011

**Table 3***Basic Affective Trait Descriptions*

| Emotional Trait | Example behavior and feelings  | Brain System |
|-----------------|--|--------------|
| SEEKING         | Feeling curious, feeling like exploring, striving for solutions to problems and puzzles, positively anticipating new experiences, and a sense of being able to accomplish anything.          | SEEKING      |
| PLAY            | Having fun versus being serious, playing games with physical contact, humor and laughter, being generally happy and joyful.  | PLAY         |
| CARE            | Nurturing, being drawn to young children and pets, feeling soft-hearted towards animals and people in need, feeling empathy, caring for the sick, feeling affection or liking toward others. | CARE         |
| LUST            | Often thinking about sexual intimacy, having sexual thoughts, feeling sexual arousal, fantasizing about sexual foreplay.   | LUST         |
| ANGER           | Feeling hot-headed, being easily irritated and frustrated, experiencing frustration that leads to anger, expressing anger verbally or physically, and remaining angry for long periods.      | RAGE         |
| SADNESS         | Feeling lonely, crying frequently from sadness, thinking about loved ones often and past relationships, feeling distress when separated from loved ones.                                     | PANIC        |
| FEAR            | Feeling anxious, feeling tense, worrying, struggling with decisions, ruminating about past experiences, not typically feeling courageous.  | FEAR         |

Adapted from van der Westhuizen & Solms, 2015

**Table 4***Predicted Correlations for the Study*

| Variable              | SEEKING | PLAY | CARE | LUST | ANGER | SADNESS | FEAR |
|-----------------------|---------|------|------|------|-------|---------|------|
| Primary Psychopathy   | (+)     |      | (-)  | (+)  |       |         |      |
| Secondary Psychopathy | (+)     |      | (-)  | (+)  | (+)   | (+)     | (+)  |
| Grandiose Narcissism  |         | (+)  | (-)  |      | (-)   | (-)     | (-)  |
| Vulnerable Narcissism |         |      | (-)  |      | (+)   | (+)     | (+)  |
| Machiavellian Views   |         |      | (-)  |      | (+)   | (+)     | (+)  |
| Machiavellian Tactics |         |      | (-)  |      |       |         |      |
| Sadism                | (+)     |      | (-)  | (+)  |       |         |      |
| Spitefulness          |         |      | (-)  |      | (+)   |         |      |

Positive relationships indicated by (+) and negative indicated by (-);  $\alpha = .01$ ; two-tailed.

**Figure 4***Demographic Questions Asked at the End of the Survey*

What was your assigned sex at birth?

- Male
- Female
- Other

What gender do you identify as?

- Man
- Woman
- Non-Binary
- Response option not listed

What is your ethnicity?

- African American/Black
- Asian/Asian American
- Caucasian/White
- Hispanic/Latin
- Other

What is your sexuality?

- Bisexual
- Heterosexual
- Homosexual
- Other

What is your relationship status?

- Single
- In a relationship
- Married

**Table 5***Descriptive Statistics for All Variables*

| Variable              | Mean | SD   | SE  | Median | Skew  | Kurtosis | Cronbach's $\alpha$ | McDonald's $\omega$ |
|-----------------------|------|------|-----|--------|-------|----------|---------------------|---------------------|
| SEEKING               | 4.22 | 0.63 | .03 | 4.21   | -0.09 | 0.18     | .79                 | .80                 |
| PLAY                  | 3.99 | 0.69 | .03 | 4.00   | -0.38 | 0.31     | .80                 | .82                 |
| CARE                  | 4.15 | 0.70 | .03 | 4.14   | -0.14 | -0.03    | .77                 | .78                 |
| LUST                  | 4.41 | 0.90 | .04 | 4.50   | -0.77 | 0.56     | .91                 | .91                 |
| ANGER                 | 3.49 | 0.86 | .04 | 3.50   | 0.09  | 0.06     | .87                 | .87                 |
| SADNESS               | 3.91 | 0.70 | .03 | 3.93   | -0.21 | 0.09     | .78                 | .80                 |
| FEAR                  | 4.21 | 0.90 | .04 | 4.21   | -0.43 | -0.07    | .90                 | .90                 |
| Primary Psychopathy   | 2.16 | 0.62 | .03 | 2.14   | 0.51  | 0.01     | .84                 | .84                 |
| Secondary Psychopathy | 1.86 | 0.52 | .02 | 1.79   | 0.91  | 1.05     | .79                 | .82                 |
| Grandiose Narcissism  | 2.85 | 0.69 | .03 | 2.80   | 0.08  | -0.34    | .81                 | .82                 |
| Vulnerable Narcissism | 2.96 | 0.72 | .03 | 3.00   | -0.19 | -0.08    | .80                 | .81                 |
| Machiavellian Views   | 3.72 | 1.02 | .04 | 3.67   | 0.05  | -0.26    | .78                 | .79                 |
| Machiavellian Tactics | 3.06 | 1.13 | .05 | 3.00   | 0.25  | -0.43    | .83                 | .83                 |
| Sadism                | 1.77 | 0.59 | .03 | 1.67   | 1.11  | 1.09     | .84                 | .87                 |
| Spitefulness          | 1.88 | 0.69 | .02 | 1.87   | 0.80  | 0.28     | .88                 | .88                 |



**Table 6***Correlations Among ANPS Traits*

| Variable | SEEKING | PLAY    | CARE    | LUST   | ANGER  | SADNESS | FEAR |
|----------|---------|---------|---------|--------|--------|---------|------|
| SEEKING  | -       | -       | -       | -      | -      | -       | -    |
| PLAY     | .44***  | -       | -       | -      | -      | -       | -    |
| CARE     | .26***  | .38***  | -       | -      | -      | -       | -    |
| LUST     | .27***  | .41***  | .18***  | -      | -      | -       | -    |
| ANGER    | -.13**  | -.20*** | -.19*** | -.01   | -      | -       | -    |
| SADNESS  | -.17*** | -.23*** | .20***  | .01    | .39*** | -       | -    |
| FEAR     | -.17*** | -.30*** | .11**   | -.12** | .40*** | .75***  | -    |

\*\*\*  $p < .001$ ; \*\*  $p < .01$ ;  $N = 583$

**Table 7***Correlations Among Dark Personality Traits*

| Variable              | Primary | Secondary | GN     | VN     | Views  | Tactics | Sadism | Spitefulness |
|-----------------------|---------|-----------|--------|--------|--------|---------|--------|--------------|
| Primary Psychopathy   | -       | -         | -      | -      | -      | -       | -      | -            |
| Secondary Psychopathy | .70***  | -         | -      | -      | -      | -       | -      | -            |
| Grandiose Narcissism  | .40***  | .41***    | -      | -      | -      | -       | -      | -            |
| Vulnerable Narcissism | .39***  | .30***    | .08    | -      | -      | -       | -      | -            |
| Machiavellian Views   | .48***  | .26***    | .13**  | .36*** | -      | -       | -      | -            |
| Machiavellian Tactics | .54***  | .41***    | .24*** | .26*** | .29*** | -       | -      | -            |
| Sadism                | .68***  | .61***    | .36*** | .29*** | .35*** | .47***  | -      | -            |
| Spitefulness          | .56***  | .54***    | .25*** | .38*** | .35*** | .46***  | .59*** | -            |

\*\*\*  $p < .001$ ; \*\*  $p < .01$ ;  $N = 583$

**Table 8***Pearson Correlations Among Dark Personality and ANPS Traits*

| Variable              | SEEKING | PLAY    | CARE    | LUST   | ANGER  | SADNESS | FEAR    |
|-----------------------|---------|---------|---------|--------|--------|---------|---------|
| Primary Psychopathy   | -.08    | -.13**  | -.48*** | .10    | .35*** | -.06    | .00     |
| Secondary Psychopathy | -.01    | .05     | -.26*** | .16*** | .30*** | -.01    | -.02    |
| Grandiose Narcissism  | .31***  | .22***  | -.02    | .23*** | .11**  | -.20*** | -.22*** |
| Vulnerable Narcissism | -.30*** | -.35*** | -.24*** | -.13** | .47*** | .47***  | .47***  |
| Machiavellian Views   | -.09    | -.22*** | -.36*** | .00    | .32*** | .09     | .15***  |
| Machiavellian Tactics | -.07    | -.07    | -.31*** | .06    | .26*** | -.03    | .01     |
| Sadism                | -.10    | -.06    | -.36*** | .14**  | .39*** | -.03    | -.03    |
| Spitefulness          | -.23*** | -.16*** | -.35*** | .00    | .30*** | .01     | .00     |

\*\*\*  $p < .001$ ; \*\*  $p < .01$ ;  $N = 583$

**Table 9***Sex Differences Among ANPS and Dark Personality Traits*

|                       | <i>t</i> | <i>p</i> | Mean Difference | Cohen's <i>d</i> | 95% Confidence Interval |       |
|-----------------------|----------|----------|-----------------|------------------|-------------------------|-------|
|                       |          |          |                 |                  | Lower                   | Upper |
| SEEKING               | 0.63     | .529     | 0.03            | 0.05             | -0.11                   | 0.22  |
| PLAY                  | -3.07    | .002     | -0.18           | -0.26            | 0.42                    | 0.76  |
| CARE                  | 6.23     | <.001    | 0.35            | 0.52             | 0.35                    | 0.69  |
| LUST                  | -5.37    | <.001    | -0.39           | -0.45            | -0.62                   | -0.28 |
| ANGER                 | 4.16     | <.001    | 0.29            | 0.35             | 0.18                    | 0.51  |
| SADNESS               | 7.71     | <.001    | 0.43            | 0.64             | 0.47                    | 0.81  |
| FEAR                  | 7.11     | <.001    | 0.51            | 0.59             | 0.42                    | 0.76  |
| Primary Psychopathy   | -6.38    | <.001    | -0.32           | -0.53            | -0.70                   | -0.36 |
| Secondary Psychopathy | -4.55    | <.001    | -0.19           | -0.38            | -0.55                   | -0.21 |
| Grandiose Narcissism  | 0.92     | .359     | 0.05            | 0.08             | -0.09                   | 0.24  |
| Vulnerable Narcissism | 3.20     | .001     | 0.19            | 0.27             | 0.10                    | 0.43  |
| Machiavellian Views   | -1.90    | .058     | -0.16           | -0.16            | -0.32                   | 0.01  |
| Machiavellian Tactics | -3.39    | <.001    | -0.32           | -0.28            | -0.45                   | -0.12 |
| Sadism                | -4.35    | <.001    | -0.25           | -0.36            | -0.53                   | -0.20 |
| Spitefulness          | -3.98    | <.001    | -0.19           | -0.33            | -0.50                   | -0.17 |

Positive Cohen's *d* values correspond to Females being higher on trait.

**Table 10***Multilevel Correlations Controlling for Sex*

| Variable              | SEEKING | PLAY    | CARE    | LUST   | ANGER  | SADNESS | FEAR    |
|-----------------------|---------|---------|---------|--------|--------|---------|---------|
| Primary Psychopathy   | -.07    | -.17**  | -.45*** | .04    | .41*** | .01     | .07     |
| Secondary Psychopathy | -.01    | .03     | -.22*** | .13    | .34*** | .04     | .02     |
| Grandiose Narcissism  | .31***  | .23***  | -.03    | .24*** | .11    | -.22*** | -.24*** |
| Vulnerable Narcissism | -.30*** | -.34*** | -.28*** | -.10   | .46*** | .46***  | .45***  |
| Machiavellian Views   | -.09    | -.23*** | -.35*** | -.02   | .34*** | .11     | .17**   |
| Machiavellian Tactics | -.07    | -.09    | -.29*** | .03    | .29*** | .01     | .04     |
| Sadism                | -.10    | -.08    | -.33*** | .10    | .43*** | .02     | .02     |
| Spitefulness          | -.23*** | -.19*** | -.32*** | -.04   | .34*** | .05     | .04     |

\*\*\*  $p < .001$ ; \*\*  $p < .01$ ;  $N = 583$

**Table 11***Correlations Among Dark Personality and ANPS Traits for Females*

| Variable              | SEEKING | PLAY    | CARE    | LUST   | ANGER  | SADNESS | FEAR    |
|-----------------------|---------|---------|---------|--------|--------|---------|---------|
| Primary Psychopathy   | -.05    | -.19*** | -.43*** | .03    | .38*** | -.01    | .08     |
| Secondary Psychopathy | .02     | .09     | -.18**  | .18*** | .31*** | .07     | .08     |
| Grandiose Narcissism  | .28***  | .19***  | -.11    | .27*** | .13    | -.26*** | -.21*** |
| Vulnerable Narcissism | -.26*** | -.33*** | -.28*** | -.13   | .46*** | .44***  | .40***  |
| Machiavellian Views   | -.09    | -.25*** | -.35*** | -.07   | .34*** | .10     | .16**   |
| Machiavellian Tactics | -.08    | -.11    | -.24*** | .03    | .23*** | -.02    | .08     |
| Sadism                | .02     | -.04    | -.30*** | .14    | .40*** | -.01    | .02     |
| Spitefulness          | -.15**  | -.18**  | -.34*** | -.01   | .29*** | .01     | .02     |

\*\*\*  $p < .001$ ; \*\*  $p < .01$ ;  $N = 328$ **Table 12***Correlations Among Dark Personality and ANPS Traits for Males*

| Variable              | SEEKING | PLAY    | CARE    | LUST   | ANGER  | SADNESS | FEAR    |
|-----------------------|---------|---------|---------|--------|--------|---------|---------|
| Primary Psychopathy   | -.10    | -.15    | -.46*** | .06    | .45*** | .04     | .08     |
| Secondary Psychopathy | -.04    | -.04    | -.27*** | .05    | .38*** | .03     | -.02    |
| Grandiose Narcissism  | .35***  | .27***  | .06     | .21*** | .08    | -.17**  | -.28*** |
| Vulnerable Narcissism | -.36*** | -.35*** | -.29*** | -.05   | .46*** | .48***  | .51***  |
| Machiavellian Views   | -.09    | -.21**  | -.35*** | .07    | .33*** | .14     | .20**   |
| Machiavellian Tactics | -.06    | -.08    | -.34*** | .02    | .36*** | .05     | .02     |
| Sadism                | -.23*** | -.13    | -.37*** | .05    | .48*** | .06     | .03     |
| Spitefulness          | -.30*** | -.20**  | -.30*** | -.09   | .39*** | .11     | .08     |

\*\*\*  $p < .001$ ; \*\*  $p < .01$ ;  $N = 255$

**Table 13***Depiction of Which Hypotheses Were Supported Based on Correlations*

| Variable              | SEEKING | PLAY | CARE | LUST | ANGER | SADNESS | FEAR |
|-----------------------|---------|------|------|------|-------|---------|------|
| Primary Psychopathy   |         |      | ✓    |      | ✓     |         | ✓    |
| Secondary Psychopathy |         | ✓    | ✓    | ✓    | ✓     |         |      |
| Grandiose Narcissism  |         | ✓    |      |      |       | ✓       | ✓    |
| Vulnerable Narcissism |         |      | ✓    |      | ✓     | ✓       | ✓    |
| Machiavellian Views   | ✓       |      | ✓    | ✓    | ✓     |         | ✓    |
| Machiavellian Tactics | ✓       | ✓    | ✓    | ✓    |       | ✓       |      |
| Sadism                |         | ✓    | ✓    | ✓    |       | ✓       |      |
| Spitefulness          |         |      | ✓    | ✓    | ✓     | ✓       |      |

Check marks (✓) indicate prediction was supported

**Table 14***Depiction of Which Hypotheses Were Supported After Controlling for Sex*

| Variable              | SEEKING | PLAY | CARE | LUST | ANGER | SADNESS | FEAR |
|-----------------------|---------|------|------|------|-------|---------|------|
| Primary Psychopathy   |         |      | ✓    |      |       | ✓       | ✓    |
| Secondary Psychopathy |         | ✓    | ✓    |      | ✓     |         |      |
| Grandiose Narcissism  |         | ✓    |      |      |       | ✓       | ✓    |
| Vulnerable Narcissism |         |      | ✓    | ✓    | ✓     | ✓       | ✓    |
| Machiavellian Views   | ✓       |      | ✓    | ✓    | ✓     |         | ✓    |
| Machiavellian Tactics | ✓       | ✓    | ✓    | ✓    |       | ✓       |      |
| Sadism                |         | ✓    | ✓    |      |       | ✓       |      |
| Spitefulness          |         |      | ✓    | ✓    | ✓     | ✓       |      |

### **Vita**

Kaleb R. Davis was born in Goldsboro, North Carolina, on May 23, 1995. He graduated from Southern Wayne High School in June 2013. He later attended classes at East Carolina University and graduated with a Bachelor of Arts in Psychology in July 2019. The following year, he began studying at Appalachian State University in the experimental psychology program. In August 2022, he was awarded a Master of Arts in experimental psychology.